



**DELTANA**

# CATALOG

# Index

Adjustable Pulls	7 - 14	Hinges, HD Royal Series	2 - 4	Speciality Solid Brass Hinges & Finials	2 - 2
Ball Catches	6 - 2	Hinges, Ornate	2 - 2	Spring Bolt, Stainless Steel	4 - 9
Ball Tension Catches	6 - 3	Hinges, Spring	3 - 11	Spring Hinges, Double Action	3 - 12
Bar Pulls, Stainless Steel	7 - 14	Hinges, Stainless Steel	3 - 2	Spring Hinges, Single Action, UL Listed	3 - 11
Barrel Bolt, Solid Brass	4 - 9	Hinges, Steel	3 - 5	Stainless Steel Hinges	3 - 2
Barrel Bolts, Stainless Steel	4 - 10	Hinges, Steel w/ Ball Tips	3 - 5	Steel Hinges	3 - 5
Barrel Pins, Steel Residential Hinges	12 - 9	Hinges, Solid Brass	1 - 4	Steel Hinges with Ball Tips	3 - 5
Baseboard Door Bumpers & Spring Stop	5 - 2	Hinges, Square Barrel, Solid Brass	2 - 2	Stops	5 - 2
Bathroom Accessories	11 - 2	Hinges, Wide Throw, Solid Brass	1 - 7	Storm Door Latches	8 - 2
Bell Buttons	8 - 4	Hooks	9 - 3	Storm Door Latch Accessories	12 - 8
Bell Button Mechanism, Replacement	12 - 8	Jamb Bracket for Dbl. Action Spring Hinge	3 - 12	Strikes & Miscellaneous, Commercial	14 - 9
Bolts	4 - 2	Kick Plates	7 - 4	Strike Plates, Adjustable Dust-Proof	12 - 3
Bumpers	5 - 2	Kickdown Holders	5 - 8	Strike Plates, Ball & Roller Catches	12 - 2
Cabin Hooks	9 - 5	Knobs	7 - 8	Strike Plates, Catches	12 - 3
Cabinet Knobs	7 - 8	Knobs, Cone	7 - 9	Strike Plates, Commercial Locks	12 - 3
Cabin Hook Eye	12 - 3	Knockers	8 - 5	Strike Plates, Deadbolt	12 - 4
Cabinet Finials	2 - 8	Large Modern Door Pulls, Stainless Steel	7 - 12	Strike Plates, Dust-Cup	12 - 4
Cabinet Hinges	2 - 7	Latches, UL Listed, Commercial	14 - 9	Strike Plates, Extended	12 - 2
Cabinet Locks	10 - 4	Letters 4", Solid Brass	9 - 11	Strike Plates, Flushbolt	12 - 4
Cabinet Pulls	7 - 9	Levers, Solid Brass	15 - 4	Strike Plates, Latch	12 - 4
Cabinet / Mirror Pulls	7 - 4	Levers, Zinc	15 - 6	Surface Bolts, Accessories	12 - 9
Casement Stays	10 - 2	Locks, Commercial Grade 1	14 - 3	Surface Bolts, Concealed Screws	4 - 8
Catches	6 - 2	Locks, Commercial Grade 2	14 - 4	Surface Bolts, Offset	4 - 4
Chain Door Guard	8 - 3	Locks, Commercial Grade 2, Light Duty	14 - 7	Surface Bolts, Straight	4 - 5
Coat & Hat Hooks	9 - 3	Magnetic Catches	6 - 3	Switch Plates	9 - 5
Concealed Screw Surface Bolts	4 - 8	Magnetic Stops & Holders	5 - 2	Transom Catch	10 - 4
Corner Chisel	12 - 4	Mail Slot Accessories	8 - 3	Transom Chain	5 - 9
Crash Chains	5 - 9	Mail Slots and Sleeves	8 - 3	Universal Floor Bumpers	5 - 4
Deadbolt, Solid Brass, Elite	15 - 5	Modern Angle Pulls, Aluminum	7 - 4	Valet Hooks	9 - 3
Deadbolt, Zinc, Elite	15 - 5	Modern Baseboard Stops	5 - 2	Viewers	8 - 5
Deltana Crown PVD Hinges	1 - 2	Modern Door Knocker	8 - 5	Wall Mount Bumpers	5 - 5
Distressed Finials	2 - 4	Modern Handrail Bracket	9 - 2	Wide Pull	7 - 11
Distressed Hinges	2 - 3	Modern Letters, Stainless Steel	9 - 7	Window & Door Pin	10 - 4
Dome Stops, Magnetic & Standard	5 - 8	Modern Offset Surface Bolt	4 - 6	Window & Utility Pulls	7 - 11
Door Closers	13 - 2	Modern Pulls, Stainless Steel	7 - 12	Window Hardware	10 - 2
Door Closer Accessories	13 - 7	Modern Surface Bolts	4 - 7	Window Lift	10 - 3
Door Guards, Security	8 - 3	Mortise Bolts	4 - 3	Window Locks	10 - 3
Door Knockers	8 - 5	Numbers 4" & 6", Solid Brass	9 - 13	Window Sash Locks	10 - 3
Door Pulls	7 - 2	Numbers 4", Zinc Die-Cast	9 - 14	Wire Baskets, Corner	11 - 18
Door Viewers	8 - 5	Offset Handle Pulls, Solid Brass	7 - 7	Wire Baskets, Rectangular	11 - 17
Door Viewer Cover	8 - 5	Offset Surface Bolts, Solid Brass	4 - 4	Wire Basket Hooks	11 - 18
Drop Latch	9 - 4	Olive Knuckle Hinges, Solid Brass	2 - 5	Wire Pulls	7 - 10
Dust-Proof Strikes	12 - 3	Ornate Hinges, Solid Brass	2 - 2		
Dutch Bolts	4 - 9	Overhead Door Holder	5 - 9		
Dutch Door Quadrant	4 - 9	Parliament Hinges	2 - 10		
Edge Pulls	7 - 7	Pins for Steel Residential Hinges	12 - 9		
Exit Devices	14 - 8	Pivot Base	2 - 9		
Exit Device Trim Kits	14 - 8	Pivot Hinges	2 - 9		
Extra Extension Rods	12 - 4	Plates for Double Action Spring Hinge	3 - 12		
Extension Flush Bolts	4 - 2	Plates Pre-drilled For Pulls	7 - 2		
Finials for Royal Series	2 - 4	Plates with Pulls Installed	7 - 3		
Finials, Solid Brass	1 - 8	Pocket Door Jamb Bolts	8 - 7		
Floor Mount Bumpers	5 - 4	Pocket Locks	8 - 6		
Flush Bolts	4 - 3	Pocket Lock Receiver	8 - 6		
Flush Mount Bumpers	5 - 7	Push Plates, Solid Brass	7 - 3		
Flush Pulls	7 - 5	Push Plates, Stainless Steel	7 - 3		
Flush Pulls, Victorian	7 - 6	Replacement Door Knobs	12 - 9		
Flush Ring Pulls	7 - 10	Robe Hooks	9 - 4		
Framed Push Plates	7 - 3	Roller Catches	6 - 2		
Friction Casement Stay	10 - 2	Rosettes For Knobs & Pulls	7 - 7		
Gambit	12 - 9	Rubber Ring, Replacement	12 - 8		
Garment Hooks	9 - 3	Screen Door Latches, Mortise	8 - 2		
Grab Bars, 88 Series, Solid Brass	11 - 15	Screw Covers	12 - 9		
Grab Bars, Stainless Steel	11 - 14	Screws, Solid Brass	12 - 6		
Half Surface Hinges	2 - 8	Screws, Steel	12 - 5		
Handrail Brackets	9 - 2	Security Bolts, HD Stainless Steel	4 - 10		
Handleset, Solid Brass, Elite	15 - 3	Security Pin	5 - 9		
Hinge Barrel Pins, Stainless Steel	12 - 9	Shell Pulls	7 - 11		
Hinge Pin Stops	5 - 8	Shower Shelves	11 - 16		
Hinges, Double Action Spring	3 - 12	Shutter Bar / Door Latches	10 - 3		
Hinges, Concealed Invisible	2 - 10	Shutter Door Holders, Solid Brass	10 - 4		



# Table of Contents

<b>1</b>	<b>SOLID BRASS HINGES &amp; FINIALS</b>				
	About Solid Brass Hinges	1 - 2			
	Solid Brass Hinges	1 - 4			
	Wide Throw Hinges	1 - 7			
	Solid Brass Finials	1 - 8			
<b>2</b>	<b>SPECIALTY SOLID BRASS HINGES &amp; FINIALS</b>				
	Square Barrel Hinges	2 - 2			
	Ornate Hinges & Finial	2 - 2			
	Distressed Hinges	2 - 3			
	Distressed Finials	2 - 4			
	Heavy Duty Hinges - Royal Series	2 - 4			
	Royal Finials: for DSB45RM Series	2 - 4			
	Olive Knuckle Hinges	2 - 5			
	Cabinet Hinges	2 - 7			
	Half Surface Hinges	2 - 8			
	Cabinet Finials	2 - 8			
	Pivot Hinges	2 - 9			
	Pivot Base	2 - 9			
	Parliament Hinges	2-10			
	Invisible / Concealed Hinges	2-10			
<b>3</b>	<b>STEEL, STAINLESS STEEL &amp; SPRING HINGES</b>				
	Stainless Steel Hinges	3 - 2			
	Steel Hinges	3 - 5			
	Pins for Steel Residential Hinges	3-10			
	Spring Hinges, Single Action, Steel	3-11			
	Spring Hinges, Double Action	3 - 12			
	Jamb Bracket for Double Action Spring Hinge	3-12			
	Plates for Double Action Spring Hinges	3 - 12			
<b>4</b>	<b>BOLTS</b>				
	Extension Flush Bolts	4 - 2			
	Flush Bolts	4 - 3			
	Mortise Bolt	4 - 3			
	Offset Surface Bolts	4 - 4			
	Surface Bolts	4 - 5			
	Modern Offset Surface Bolts	4 - 6			
	Modern Surface Bolts	4 - 7			
	Concealed Screw Surface Bolt	4 - 8			
	Dutch Door Quadrant	4 - 9			
	Dutch Door Bolt	4 - 9			
	Barrel Bolts, Solid Brass	4 - 9			
	Spring Bolt, Stainless Steel	4 - 9			
	Barrel Bolts, Stainless Steel	4-10			
	Security Bolts, HD Stainless Steel	4-10			
<b>5</b>	<b>BUMPERS &amp; STOPS</b>				
	Magnetic Door Holder / Stop	5 - 2			
	Baseboard Door Bumpers	5 - 2			
	Universal Floor Bumpers	5 - 4			
	Wall Mount Bumpers	5 - 5			
	Floor Door Bumpers	5 - 5			
	Flush Mount Bumpers	5 - 7			
	Kickdown Holders	5 - 8			
	Dome Stops & Magnetic Dome Stop	5 - 8			
	Hinge Pin Stops	5 - 8			
	Extended Button Tip	5 - 9			
	Overhead Door Stop & Holder	5 - 9			
	Crash Chain	5 - 9			
	Transom Chain	5 - 9			
	Security Pin	5 - 9			
<b>6</b>	<b>CATCHES</b>				
	Ball Catches	6 - 2			
	Roller Catches	6 - 2			
	Strikes for Catches	6 - 3			
	Adjustable Ball Tension Catches	6 - 3			
	Magnetic Catches	6 - 3			
<b>7</b>	<b>KNOBS, PULLS &amp; PLATES</b>				
	Door Pulls	7 - 2			
	Plates Pre-Drilled for Pulls	7 - 2			
	Plates with Pulls Installed	7 - 3			
	Framed Push Plates	7 - 3			
	Push Plates, Solid Brass	7 - 3			
	Push Plates, Stainless Steel	7 - 3			
	Kick Plates Stainless Steel	7 - 4			
	Modern Concealed Screw Cabinet Pulls	7 - 4			
	Drawer, Cabinet & Mirror Pulls	7 - 4			
	Flush Pulls	7 - 5			
	Victorian Flush Pulls	7 - 6			
	Edge Pulls	7 - 7			
	Rosettes For Knobs & Pulls	7 - 7			
	Offset Handle Pulls	7 - 7			
	Knobs, Solid Brass	7 - 8			
	Contemporary Cabinet Pulls, Solid Brass	7 - 9			
	Flush Ring Pulls	7 - 10			
	Wire Pulls	7 - 10			
	Shell Handle Pulls	7 - 11			
	Window & Utility Pulls	7 - 11			
	Large Modern Door Pulls, Stainless Steel	7 - 12			
	Modern Door Pulls, Stainless Steel	7 - 13			
	Adjustable Pulls, Solid Brass	7 - 14			
	12mm Bar Pulls, Stainless Steel	7 - 14			
<b>8</b>	<b>DOOR ACCESSORIES</b>				
	Screen / Storm Door Locks	8 - 2			
	Mail Slots	8 - 3			
	Mail Slot Accessories	8 - 3			
	Security Door Guards	8 - 3			
	Chain Door Guard	8 - 3			
	Bell Buttons	8 - 4			
	Door Knockers	8 - 5			
	Door Viewer	8 - 5			
	Door Viewer Cover	8 - 5			
	Pocket Lock Receiver	8 - 6			
	Pocket Locks	8 - 6			
	Pocket Door Jamb Bolts	8 - 7			
<b>9</b>	<b>HOME ACCESSORIES</b>				
	Handrail Brackets	9 - 2			
	Garment Hooks	9 - 3			
	Valet Hook	9 - 3			
	Triple Swivel Hook	9 - 3			
	Robe Hooks	9 - 4			
	Drop Latch	9 - 4			
	Cabin Hooks	9 - 5			
	Switch Plates	9 - 5			
	Modern S.S. Letters & Numbers, B Series	9 - 7			
	Modern S.S. Letters & Numbers, E Series	9 - 9			
	Solid Brass Letters 4"	9 - 11			
	Solid Brass House Numbers 4" & 6"	9 - 13			
	Zinc Die-Cast House Numbers 4"	9 - 14			
<b>10</b>	<b>WINDOW HARDWARE</b>				
	Casement Stay Adjusters	10 - 2			
	Shutter Bar / Door Latches	10 - 3			
	Window Locks / Casement Fasteners	10 - 3			
	Window Lift	10 - 3			
	Window Sash Locks	10 - 3			
	Shutter Door Holders	10 - 4			
	Transom Catch	10 - 4			
	Cabinet Locks	10 - 4			
	Sliding Door & Window Pin	10 - 4			
<b>11</b>	<b>BATHROOM ACCESSORIES</b>				
	Bathroom Accessories Limited Series	11 - 2			
	Stainless Steel Grab Bars	11 - 14			
	Grab Bars From 88 Series	11 - 15			
<b>11</b>	<b>HD Shower Shelves</b>				11 - 16
	Wire Baskets				11 - 17
	Corner Wire Baskets				11 - 18
	Wire Basket Hook				11 - 18
<b>12</b>	<b>MISCELLANEOUS</b>				
	Extended Strike Plates				12 - 2
	Strike Plates for Ball and Roller Catches				12 - 2
	Strikes for Surface Bolts				12 - 2
	Strikes for Catches				12 - 3
	Strikes for Commercial Locks				12 - 3
	Adjustable Dust-Proof Strikes				12 - 3
	Cabin Hook Eyes				12 - 3
	Flush Bolt Strikes				12 - 4
	Dust Cup, Deadbolt & Latch Strikes				12 - 4
	Extension Rods for Extension Flush Bolts				12 - 4
	Button Tip Finial				12 - 4
	Corner Chisel for Square Hinge Install				12 - 4
	Steel Screws				12 - 5
	Solid Brass Screws				12 - 6
	Replacement Rubber Bumper Bands				12 - 8
	Replacement Bell Button Mechanism				12 - 8
	Screen & Storm Door Latch Accessories				12 - 8
	Surface Bolt Accessories				12 - 9
	Pins for Steel Residential Hinges				12 - 9
	Barrel Pins for Solid Brass Hinges				12 - 9
	Screw Covers				12 - 9
	Replacement Door Knobs, Solid Brass				12 - 9
	The Deltana Gambit				12 - 9
<b>13</b>	<b>DOOR CLOSERS &amp; ACCESSORIES</b>				
	DC50				13 - 2
	DC70				13 - 3
	DC10				13 - 4
	DC90				13 - 5
	DC40				13 - 6
	Door Closer Accessories				13 - 7
<b>14</b>	<b>COMMERCIAL DOOR HARDWARE</b>				
	Grade 1 Clarendon Lever				14 - 3
	Grade 1 Deadbolts				14 - 3
	Grade 1 Clarendon Lever IC Core				14 - 3
	Grade 2 Clarendon Lever				14 - 4
	Grade 2 Deadbolts				14 - 4
	Grade 2 Curved Lever				14 - 5
	Grade 2 Round Knobs				14 - 5
	Grade 2 Interconnected				14 - 6
	Grade 2 Clarendon Lever IC Core				14 - 6
	Grade 2 Light Duty Locks				14 - 7
	Exit Devices				14 - 8
	Exit Device Trim Kits				14 - 8
	Latches, UL Listed				14 - 9
	Strikes & Miscellaneous Items				14 - 9
<b>15</b>	<b>RESIDENTIAL DOOR HARDWARE</b>				
	Handsets, Solid Brass				15 - 3
	Levers, Lacovia, Solid Brass				15 - 4
	Levers, Chapelton, Solid Brass				15 - 4
	Deadbolts, Solid Brass				15 - 5
	Deadbolts, Zinc				15 - 5
	Levers, Mandeville, Zinc				15 - 6
	Levers, Livingston, Zinc				15 - 6
	Levers, Portmore, Zinc				15 - 6

**FINISH CODES**

BHMA	US NO.	US NO. DESCRIPTION OF FINISH
600	USP(W)	Prime Coat (White)
601	US1B	Paint Black
604	US2D	Zinc Dichromate
605	US3	Polished Brass
605	US3 – UNL	Unlacquered Brass
606	US4	Brushed Brass
609	US5	Antique Brass
613	US10B	Oil-rubbed Bronze
618	US14	Polished Nickel
619	US15	Brushed Nickel
620	US15A	Antique Nickel
622	US19	Paint Black
625	US26	Polished Chrome
626	US26D	Brushed Chrome
629	US32	Polished Stainless
630	US32D	Brushed Stainless
NA	H2H	Galvanized
PVD	CR003	PVD Polished Brass





## STANDARD FINISHES



PVD



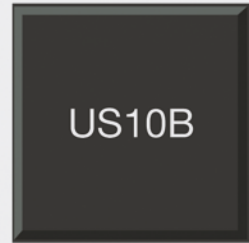
POLISHED BRASS



BRUSHED BRASS



ANTIQUE BRASS



OIL RUBBED BRONZE



POLISHED NICKEL



SATIN NICKEL



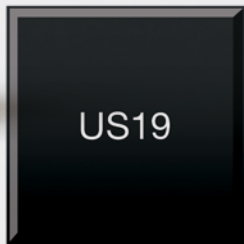
ANTIQUE NICKEL



POLISHED CHROME



BRUSHED CHROME



PAINT BLACK



POLISHED STAINLESS STEEL



BRUSHED STAINLESS STEEL

**Custom Finishing Available**

Go beyond our large selection of standard finishes and let us help you match your imagination.





### Tower Specifications

- 3 Sided, 32" Maximum diameter rotatable base, and 80" tall.
- Can hold up to 6 up-right boards (22"x14") on each side (total of 18 up-right boards).
- Can hold up to 3 wide boards (22"x29") on each side (total of 9 wide boards).
- Easy to assemble.
- Deltana boards retrofit easily on towers.

### Display Program

22"x14" single board	\$75 net
22"x29" double wide boards	\$90 net
Tower spinner without boards	\$250 net
Tower with boards to fit	\$1,000 net
Lock stands	\$50 net



## Display Program

Display Boards make a big impact on selling products to your customers. If your customer can touch it, he or she is more likely to buy it.

Deltana offers a wide array of display boards that feature its full line of door, bathroom and cabinet hardware.

22"x14" single board

22"x29" double wide boards

Tower spinner without boards

Tower with boards to fit

Lock stands

\$75 net

\$90 net

\$250 net

\$1,000 net

\$50 net



FOR MORE INFORMATION VISIT  
[www.DELTANA.net](http://www.DELTANA.net)

## General Limited Warranties

These warranty policies supersede all previously published policies.

### GENERAL PRODUCTS:

---

Deltana products come with a 1-year mechanical warranty that they are free from mechanical defects from date of original purchase when properly installed and used for the purpose specified by Deltana. Deltana does not assume any obligation other than replacement or repair of the defective part or parts upon inspection, along with proof of purchase during the warranty period. Deltana does not assume any responsibility for damage caused by accident, misuse, misapplication, temperature or weather conditions, improper storage, abuse, neglect, improper installation or maintenance. Deltana is also not liable for any labor charges, removal, reinstallation, freight, postage or any damages resulting from any product. Deltana is not liable for any damages caused by mis-preparation of hardware caused by print and/or website materials, line drawings and instruction errors.

### STAINLESS STEEL AND PVD FINISHES:

---

Deltana's PVD (CR003) finish and stainless steel products are warrantied for 1 year not to tarnish, discolor, flake, peel, pit, or corrode within normal environmental conditions such as dry environments and air-conditioned interiors. In high moisture and/or salty environments these finishes require maintenance by wiping the product with a clean, damp cloth periodically to remove build-up and sediments from the environment. Neglect of Deltana's recommended maintenance voids product finish warranty.

### DOOR CLOSERS:

---

Deltana door closers have a 5-year mechanical warranty.

### DEL TANA COMMERCIAL DOOR HARDWARE:

---

Grade 1 & 2 Commercial Hardware have a 5-year mechanical and a 1-year finish warranty with exception to normal wear and tear.

### DEL TANA RESIDENTIAL DOOR HARDWARE:

---

Deltana residential hardware comes with a 3-year mechanical and 1-year finish warranty with exception to normal wear and tear. Deltana residential hardware is designed for interior / indoor applications only except for handlesets and deadbolts.



## Terms and Conditions of Sale

### TERMS:

Deltana agrees to sell to Buyer, on an open account, COD or prepaid basis at Deltana's sole discretion, such goods as Deltana has available at its then current sales price. Outstanding balances accrue interest from the date of the invoice at the highest rate permitted by law until paid in full. The risk of loss for all goods shifts to Buyer at the location of Deltana's headquarters. Buyer shall pay all of Deltana's costs, which shall include attorney's fees, associated in any way with enforcement of the Agreement, at all levels of proceedings, including appeals. Buyer waives trial by jury, consents unconditionally to jurisdiction in the State of Florida, agrees that all legal proceedings relating to any matter arising or related to the Agreement must be filed in Miami-Dade County, Florida, and agrees that any such proceeding shall be governed by Florida law.

### PRICING:

List prices, customer discounts and net prices are subject to change without notice. All shipments will be invoiced according to current prices in effect at time of order. All prices shown in the price list are in U.S. Dollars. Deltana is not responsible for misprints or typographical errors. Deltana reserves the right to discontinue or change specifications on any item without notice and without incurring any obligation. Additional transaction costs to Deltana such as bank transaction and currency exchange fees from either the Buyer's bank and/or Deltana's bank, are the liability of the Buyer and will be applied as appropriate.

### DELIVERY:

All goods are shipped "F.O.B. Miami: Deltana Warehouse." Full freight will be allowed on shipments with a minimum net invoice of \$500.00 to destinations within the contiguous United States. Full performance by Deltana shall be deemed to have occurred upon shipment from Deltana. Out-of-stock items will be back-ordered unless otherwise noted by customer. Deltana reserves the right to select the final carrier for any shipment. Shipments will be made to the common carrier in good condition. When delivered to the carrier, shipments become the property of the purchaser who assumes the risk of loss or damage in transit.

### CLAIMS & RETURNS:

Authorization for the return of items is at the full discretion of Deltana. Buyers of record must make all claims for damages and shortages to Deltana within 5 days of delivery. Deltana will not accept returned goods without express authorization from Deltana's return department. All products returned must be in good and original condition according to Deltana standards and will be credited to the customer's account, less a 20% restocking charge. All returned goods must be shipped FREIGHT PREPAID.

### PAST DUE ACCOUNTS:

Invoices not paid within our terms of 10 days will be subject to a service charge of 2% per month. A 24% per annum service charge will be added and compounded each month thereafter until said amount is collected. Buyer agrees to pay attorney's fees incurred by Deltana in collection of overdue accounts.

## MAP Policy

To ensure the viability and profitability of our products for our customers, Deltana has a Minimum Advertised Price (MAP) policy to protect the market. Advertised prices for all Deltana products must not have a discounted price deeper than 25% off of Deltana's active list price. This policy applies to all advertised prices including, but not limited to, catalogs, printed advertisements, promotional mailers, catalogs, faxes, radio and all electronic media including websites.

Please note that customers are free to sell Deltana products at any price they wish above or below our list price as long as it is not publicly advertised below the discount limit. Specially tailored quotations and/or in-store advertising that are not distributed outside of the store will not be affected by this policy.

In the event that this policy should ever be breached, Deltana reserves the right to discontinue business with that company.

# Solid Brass Hinges & Finials

	Pages
About Deltana Solid Brass Hinges.....	1 - 2
Solid Brass Hinges.....	1 - 4
Wide Throw Hinges.....	1 - 7
Solid Brass Finials.....	1 - 8



- Hinges are sold in pairs. Finials are sold per each. 1 pair of hinges requires 4 finials.
- Custom NRP available.
- Custom finish plating available.



## SPECIALTY HINGES & FINIALS

Deltana solid brass hinges are available in an array of finishes with superior luster and shine. They are resistant to oxidation and can also be custom-plated in any finish.

Deltana solid brass hinges come standard with button tip finials, stainless steel barrel pins, true solid brass screws and can be upgraded with our beautiful selection of decorative finials.



### Hinge Option Codes

CODE	DEFINITION
HD	Heavy Duty Thickness, Architectural Grade
-R	Residential Grade
-RZ	Residential Grade, Zig Zag hole pattern (Non-Template)
STD	Standard Square Corners
NRP	Non-Removable Pin (Security for out-swinging doors)
BB	Ball Bearing
NRP/BB	Non-Removable Pin / Ball Bearing (N/B)
R4	Radius (1/4") Round corners
R5	Radius (5/8") Round corners
UNL	Unlacquered Finish (No clear coat)
FINIALS	Decorative Tips for brass hinges. Available in matching finishes.



### Deltana Crown PVD Finish (CR003)


DELTA CROWN PVD finish has the appearance of polished brass but without the ordinary problems of easy tarnishing, discoloration, flaking or pitting commonly associated with a standard polished brass.

DELTA CROWN PVD finish is a titanium PVD process that does not utilize a clear coat.


DELTA CROWN PVD finish is warranted not to tarnish, discolor, flake, peel, pit, or corrode for 1 year.

For high-salt environments, finish must be maintained by wiping with a clean, damp cloth periodically.


## Solid Brass Hinge Finishes




CR003  
PVD Polished Brass




US3  
Polished Brass



US3-UNL  
Unlacquered Brass




US4  
Brushed Brass




US5  
Antique Brass



US10B  
Oil-Rubbed Bronze



US14  
Polished Nickel




US15  
Brushed Nickel




US15A  
Antique Nickel



US19  
Flat Black



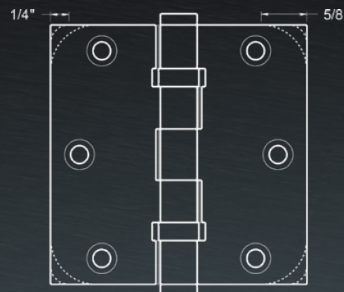
US26  
Polished Chrome



US26D  
Brushed Chrome

### How to Determine the Radius of a Hinge

To determine if you have 1/4" or 5/8" radius corner hinge, measure the beginning of the curve to where the corner of the hinge would be if it were square.



### Location of Hinge on the Door

Upper hinge 5" from top jamb to top edge of barrel.

Bottom hinge 10" from bottom edge of barrel to finished floor.

Middle centered between top and bottom hinges.



Check out Deltana's corner chisel tool. See 12 - 4

### How to Select the Proper Hinge Size

To choose the proper hinge size consider the following:

Thickness of Door	Width of Door	Height of Hinge
1-3/8" Door	To 32"	3-1/2"
1-3/8" Door	32" to 36"	4"
1-3/4" Door	To 36"	4-1/2"
1-3/4" Door	36" to 48"	5"
1-3/4" Door	Over 48"	6"
2", 2-1/4", 2-1/2" Door	To 42"	5" Commercial
2", 2-1/4", 2-1/2" Door	Over 42"	6" Commercial

### Number of Hinges per Door

As a general rule you will want to use 1 hinge per every 30" of door or fraction thereof. Referring to door height:

Doors up to 60" need 2 hinges. Doors over 60" but not over 90" need 3 hinges. Doors over 90" but not over 120" need 4 hinges.




## HINGES / FULL MORTISE / EXTRUDED / SOLID BRASS

Case price eligibility based on orders of case quantities or more.

**3"x 2-1/2" / Square Corner**

Part Number	Finish	List Pair	WOOD SCREW #10 x 1"
DSB3025U3	US3	45.55	
DSB3025U3-UNL	US3-UNL	45.55	
DSB3025U10B	US10B	50.60	THICK 0.097"
DSB3025U15	US15	50.60	
DSB3025U19	US19	50.60	CASE QTY 30 PR


Recommended for screen doors.



Compatible Ball Tip Finials Available. See page 1-8

**3"x 3" / Square Corner**

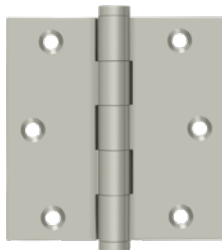
Part Number	Finish	List Pair	WOOD SCREW #10 x 1"
DSB33	US3	46.80	
DSB33-UNL	US3-UNL	46.80	
DSB35	US5	56.90	THICK 0.097"
DSB310B	US10B	56.90	
DSB314	US14	56.90	CASE QTY 30 PR
DSB315	US15	56.90	
DSB315A	US15A	56.90	
DSB319	US19	56.90	
DSB326	US26	56.90	
DSB326D	US26D	56.90	
CSB33	CR003	72.75	



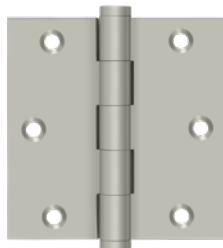
Compatible Ball Tip Finials Available. See page 1-8

**3-1/2"x 3-1/2" / Square Corner**


Part Number	Finish	List Pair	WOOD SCREW #10 x 1"
DSB353	US3	53.15	
DSB353-UNL	US3-UNL	53.15	
DSB354	US4	62.00	THICK 0.119"
DSB355	US5	62.00	
DSB3510B	US10B	62.00	CASE QTY 30 PR
DSB3514	US14	62.00	
DSB3515	US15	62.00	
DSB3515A	US15A	62.00	
DSB3519	US19	62.00	
DSB3526	US26	62.00	
DSB3526D	US26D	62.00	
CSB35	CR003	89.95	


**3-1/2"x 3-1/2" / Square Corner / Residential**


Part Number	Finish	List Pair	WOOD SCREW #10 x 1"
DSB353-R	US3	48.05	
DSB353-UNL-R	US3-UNL	48.05	
DSB355-R	US5	58.20	THICK 0.085"
DSB3510B-R	US10B	58.20	
DSB3515-R	US15	58.20	CASE QTY 30 PR
DSB3515A-R	US15A	58.20	
DSB3519-R	US19	58.20	
DSB3526-R	US26	58.20	
DSB3526D-R	US26D	58.20	
CSB35-R	CR003	82.00	


**3-1/2"x 3-1/2" / Square Corner / Ball Bearing**


Part Number	Finish	List Pair	WOOD SCREW #10 x 1"
DSB35B3	US3	55.65	
DSB35B3-UNL	US3-UNL	55.65	
DSB35B4	US4	68.30	THICK 0.119"
DSB35B5	US5	68.30	
DSB35B10B	US10B	68.30	CASE QTY 30 PR
DSB35B14	US14	68.30	
DSB35B15	US15	68.30	
DSB35B15A	US15A	68.30	
DSB35B19	US19	68.30	
DSB35B26	US26	68.30	
DSB35B26D	US26D	68.30	
CSB35BB	CR003	95.20	


**3-1/2"x 3-1/2"x 1/4" Radius Corner**


Part Number	Finish	List Pair	WOOD SCREW #10 x 1"
DSB35R43	US3	53.15	
DSB35R44	US4	62.00	
DSB35R45	US5	62.00	THICK 0.119"
DSB35R410B	US10B	62.00	
DSB35R415	US15	62.00	CASE QTY 30 PR
DSB35R415A	US15A	62.00	
DSB35R426	US26	62.00	


**3-1/2"x 3-1/2"x 1/4" Radius Corner / Residential**

Part Number	Finish	List Pair	WOOD SCREW #10 x 1"
DSB35R43-R	US3	48.05	
DSB35R45-R	US5	58.20	
DSB35R410B-R	US10B	58.20	THICK 0.085"
DSB35R415-R	US15	58.20	
DSB35R415A-R	US15A	58.20	CASE QTY 30 PR
DSB35R419-R	US19	58.20	
DSB35R426-R	US26	58.20	
DSB35R426D-R	US26D	58.20	
CSB35R4-R	CR003	82.00	


**3-1/2"x 3-1/2"x 5/8" Radius Corner**

Part Number	Finish	List Pair	WOOD SCREW #10 x 1"
DSB35R53	US3	53.15	
DSB35R55	US5	62.00	
DSB35R510B	US10B	62.00	THICK 0.119"
DSB35R514	US14	62.00	
DSB35R515	US15	62.00	CASE QTY 30 PR
DSB35R515A	US15A	62.00	
DSB35R526	US26	62.00	
DSB35R526D	US26D	62.00	
CSB35R5	CR003	89.95	






## HINGES / FULL MORTISE / EXTRUDED / SOLID BRASS


Case price eligibility based on orders of case quantities or more.

**3-1/2" x 3-1/2" x 5/8" Radius Corner / Residential**

Part Number	Finish	List Pair	WOOD SCREW #10x1"
DSB35R53-R	US3	48.05	
DSB35R55-R	US5	58.20	
DSB35R510B-R	US10B	58.20	THICK 0.085"
DSB35R514-R	US14	58.20	
DSB35R515-R	US15	58.20	CASE QTY 30 PR
DSB35R515A-R	US15A	58.20	
DSB35R519-R	US19	58.20	
DSB35R526-R	US26	58.20	
DSB35R526D-R	US26D	58.20	
CSB35R5-R	CR003	82.00	


**4" x 4" / Square Corner / Ball Bearing / NRP**


Part Number	Finish	List Pair	WOOD SCREW #12x1-1/4"
DSB4NB3	US3	74.65	
DSB4NB5	US5	96.15	
DSB4NB10B	US10B	96.15	THICK 0.129"
DSB4NB15	US15	96.15	
DSB4NB15A	US15A	96.15	CASE QTY 30 PR
DSB4NB19	US19	96.15	
DSB4NB26	US26	96.15	
DSB4NB26D	US26D	96.15	
CSB44BN	CR003	126.95	




Non-Removable Pin

**4" x 4" / Square Corner**


Part Number	Finish	List Pair	WOOD SCREW #12x1-1/4"
DSB43	US3	56.90	
DSB43-UNL	US3-UNL	56.90	
DSB44	US4	73.35	THICK 0.129"
DSB45	US5	73.35	
DSB410B	US10B	73.35	CASE QTY 30 PR
DSB414	US14	73.35	
DSB415	US15	73.35	
DSB415A	US15A	73.35	
DSB419	US19	73.35	
DSB426	US26	73.35	
DSB426D	US26D	73.35	
CSB44	CR003	108.45	


**4" x 4" / Square Corner / Zig Zag / Residential**

Part Number	Finish	List Pair	WOOD SCREW #10x1"
DSB43-RZ	US3	54.40	
DSB410B-RZ	US10B	68.30	
DSB414-RZ	US14	68.30	THICK 0.085"
DSB415-RZ	US15	68.30	
DSB419-RZ	US19	68.30	CASE QTY 30 PR
DSB426-RZ	US26	68.30	


**4" x 4" / Square Corner / NRP**

Part Number	Finish	List Pair	WOOD SCREW #12x1-1/4"
DSB4N3	US3	63.25	
DSB4N5	US5	79.70	
DSB4N10B	US10B	79.70	THICK 0.129"
DSB4N15	US15	79.70	
DSB4N26	US26	79.70	CASE QTY 30 PR
DSB4N26D	US26D	79.70	
CSB44N	CR003	116.40	




Non-Removable Pin

**4" x 4" x 1/4" Radius Corner / Zig Zag / Residential**


Part Number	Finish	List Pair	WOOD SCREW #10x1"
DSB4R43-RZ	US3	54.40	
DSB4R45-RZ	US5	68.30	
DSB4R410B-RZ	US10B	68.30	THICK 0.085"
DSB4R414-RZ	US14	68.30	
DSB4R415-RZ	US15	68.30	CASE QTY 30 PR
DSB4R415A-RZ	US15A	68.30	
DSB4R419-RZ	US19	68.30	
DSB4R426-RZ	US26	68.30	
DSB4R426D-RZ	US26D	68.30	
CSB44R4-RZ	CR003	97.85	


**4" x 4" / Square Corner / Ball Bearing**

Part Number	Finish	List Pair	WOOD SCREW #12x1-1/4"
DSB4B3	US3	65.80	
DSB4B3-UNL	US3-UNL	65.80	
DSB4B4	US4	82.25	THICK 0.129"
DSB4B5	US5	82.25	
DSB4B10B	US10B	82.25	CASE QTY 30 PR
DSB4B14	US14	82.25	
DSB4B15	US15	82.25	
DSB4B15A	US15A	82.25	
DSB4B19	US19	82.25	
DSB4B26	US26	82.25	
DSB4B26D	US26D	82.25	
CSB44BB	CR003	116.40	


**4" x 4" x 1/4" / Radius Corner / Ball Bearing / NRP**

Part Number	Finish	List Pair	WOOD SCREW #12x1-1/4"
DSB4R4NB5	US5	96.15	
DSB4R4NB10B	US10B	96.15	
DSB4R4NB15	US15	96.15	THICK 0.129"
DSB4R4NB15A	US15A	96.15	
DSB4R4NB26	US26	96.15	CASE QTY 30 PR
DSB4R4NB26D	US26D	96.15	



Non-Removable Pin

## HINGES / FULL MORTISE / EXTRUDED / SOLID BRASS


Case price eligibility based on orders of case quantities or more.

## 4" x 4" x 5/8" Radius Corner

Part Number	Finish	List Pair
DSB4R53-R	US3	54.40
DSB4R515-R	US15	68.30

Residential	WOOD SCREW #10x1"	THICK 0.085"	CASE QTY 30 PR
-------------	-------------------	--------------	----------------



## 4" x 4" x 5/8" Radius Corner / NRP


Part Number	Finish	List Pair
DSB4R5N10B	US10B	79.70
DSB4R5N15	US15	79.70

	WOOD SCREW #12x1-1/4"	THICK 0.129"	CASE QTY 30 PR
--	-----------------------	--------------	----------------


## 4" x 4" / 5/8" Radius Corner

Part Number	Finish	List Pair	WOOD SCREW #12x1-1/4"
DSB4R53	US3	56.90	
DSB4R55	US5	73.35	
DSB4R510B	US10B	73.35	THICK 0.129"
DSB4R515	US15	73.35	
DSB4R515A	US15A	73.35	CASE QTY 30 PR
DSB4R526	US26	73.35	
DSB4R526D	US26D	73.35	
CSB44R5	CR003	108.45	




## 4" x 4" / 5/8" Radius Corner / Ball Bearing

Part Number	Finish	List Pair	WOOD SCREW #12x1-1/4"
DSB4R5B3	US3	65.80	
DSB4R5B10B	US10B	82.25	
DSB4R5B15	US15	82.25	THICK 0.129"
DSB4R5B19	US19	82.25	
DSB4R5B26	US26	82.25	CASE QTY 30 PR




## 4" x 4" / 5/8" Radius Corner / Zig Zag / Residential

Part Number	Finish	List Pair	WOOD SCREW #10x1"
DSB4R53-RZ	US3	54.40	
DSB4R55-RZ	US5	68.30	
DSB4R510B-RZ	US10B	68.30	THICK 0.085"
DSB4R514-RZ	US14	68.30	
DSB4R515-RZ	US15	68.30	
DSB4R515A-RZ	US15A	68.30	CASE QTY 30 PR
DSB4R519-RZ	US19	68.30	
DSB4R526-RZ	US26	68.30	
DSB4R526D-RZ	US26D	68.30	
CSB44R5-RZ	CR003	97.85	




## 4-1/2" x 4-1/2" / Square Corner

Part Number	Finish	List Pair	WOOD SCREW #12x1-1/4"
DSB453	US3	86.00	
DSB453-UNL	US3-UNL	86.00	
DSB455	US5	96.15	MACHINE SCREW #12x1/2"
DSB4510B	US10B	96.15	
DSB4514	US14	96.15	THICK 0.134"
DSB4515	US15	96.15	
DSB4515A	US15A	96.15	CASE QTY 20 PR
DSB4519	US19	96.15	
DSB4526	US26	96.15	
DSB4526D	US26D	96.15	
CSB45	CR003	148.10	
CSB45N	CR003	140.30	



## 4-1/2" x 4-1/2" / Square Corner / Ball Bearing / NRP

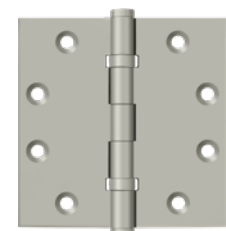
Part Number	Finish	List Pair	WOOD SCREW #12x1-1/4"
DSB45NB3	US3	101.20	
DSB45NB3-UNL	US3-UNL	101.20	
DSB45NB5	US5	123.95	MACHINE SCREW #12x1/2"
DSB45NB10B	US10B	123.95	
DSB45NB14	US14	123.95	THICK 0.134"
DSB45NB15	US15	123.95	
DSB45NB15A	US15A	123.95	CASE QTY 20 PR
DSB45NB19	US19	123.95	
DSB45NB26	US26	123.95	
DSB45NB26D	US26D	123.95	
CSB45BN	CR003	169.30	



Non-Removable Pin

## 4-1/2" x 4-1/2" / Square Corner / Ball Bearing

Part Number	Finish	List Pair	WOOD SCREW #12x1-1/4"
DSB45B3	US3	91.10	
DSB45B3-UNL	US3-UNL	91.10	
DSB45B4	US4	116.40	MACHINE SCREW #12x1/2"
DSB45B5	US5	116.40	
DSB45B10B	US10B	116.40	THICK 0.134"
DSB45B14	US14	116.40	
DSB45B15	US15	116.40	
DSB45B15A	US15A	116.40	CASE QTY 20 PR
DSB45B26	US26	116.40	
DSB45B26D	US26D	116.40	
CSB45BB	CR003	161.35	




NRP (Non-Removable Pin)

## HINGES / FULL MORTISE / EXTRUDED / SOLID BRASS

Case price eligibility based on orders of case quantities or more.


## 5"x 5" / Square Corner / Ball Bearing

Part Number	Finish	List Pair	WOOD SCREW #12x1-1/4"
DSB55B3	US3	155.60	
DSB55B3-UNL	US3-UNL	155.60	
DSB55B5	US5	167.00	MACHINE SCREW #12x1/2"
DSB55B10B	US10B	167.00	
DSB55B14	US14	167.00	THICK 0.145"
DSB55B15	US15	167.00	
DSB55B15A	US15A	167.00	
DSB55B26	US26	167.00	CASE QTY 20 PR
DSB55B26D	US26D	167.00	
CSB55BB	CR003	211.60	




## 5"x 5" / Square Corner

Part Number	Finish	List Pair	WOOD SCREW #12x1-1/4"
DSB553-UNL	US3-UNL	145.50	
DSB5510B	US10B	155.60	
DSB5514	US14	155.60	MACHINE SCREW #12x1/2"
DSB5515	US15	155.60	THICK 0.145"
			CASE QTY 20 PR



## 5"x 5" / Square Corner / Ball Bearing / NRP


Part Number	Finish	List Pair	WOOD SCREW #12x1-1/4"
DSB55NB3	US3	172.05	
DSB55NB3-UNL	US3-UNL	172.05	
DSB55NB5	US5	188.50	MACHINE SCREW #12x1/2"
DSB55NB10B	US10B	188.50	
DSB55NB15	US15	188.50	THICK 0.145"
DSB55NB15A	US15A	188.50	
DSB55NB19	US19	188.50	
DSB55NB26	US26	188.50	CASE QTY 20 PR
DSB55NB26D	US26D	188.50	
CSB55BN	CR003	224.80	



Non-Removable Pin

## 6"x 6" / Square Corner / Ball Bearing

Part Number	Finish	List Pair	WOOD SCREW #14x1-1/2"
DSB66BB3	US3	230.25	
DSB66BB3-UNL	US3-UNL	230.25	
DSB66BB5	US5	249.20	THICK 0.205"
DSB66BB10B	US10B	249.20	
DSB66BB15	US15	249.20	CASE QTY 8 PR
DSB66BB15A	US15A	249.20	
DSB66BB26	US26	249.20	
DSB66BB26D	US26D	249.20	
CSB66BB	CR003	277.70	





Optional extra large ball tip finials (DSBTL) are available for 6"x 6". See 1-8.

## Wide Throw Hinges


Part Number	Finish	Open Size	Corners	Options	Thickness	M Screw	Case Weight	List Pair	WOOD SCREW #12x1-1/4"
DSB406010B	US10B	4"x 6"	Square	Standard	0.129"	#12 x 1/2"	53 LB	129.05	
DSB4045U10B	US10B	4"x 4-1/2"	Square	Standard	0.134"	#12 x 1/2"	39 LB	116.40	
CSB4540SN	CR003	4-1/2"x 4"	Square	3 Knuckle/NRP	0.134"	#12 x 1/2"	46 LB	138.85	
DSB4540NBW	White	4-1/2"x 4"	1/4"	NRP/2BB	0.118"	NA	41 LB	126.50	

## Wide Throw Hinges / Ball Bearing

Part Number	Finish	Open Size	Corners	Options	Thickness	M Screw	Case Weight	List Pair	WOOD SCREW #12x1-1/2"
DSB4560BB10B	US10B	4-1/2"x 6"	Square	4BB	0.137"	#12 x 1/2"	58 LB	159.40	
CSB4560BB	CR003	4-1/2"x 6"	Square	4BB	0.137"	#12 x 1/2"	58 LB	211.60	



DSB4560BB



DSB35B



## FINIALS / SOLID BRASS

Case price eligibility based on orders of case quantities or more.

All Deltana standard decorative finials are available in matching finishes and fit best on our hinges sized 3-1/2"x 3-1/2" ~ 5"x 5". They can be installed interchangeably on all Deltana solid brass door hinges except for 6"x 6" or 3"x 3" hinges, which have their own compatible finials.  
 Note: You need 4 finials for every pair of hinges.

**Acorn Tip**

Part Number	Finish	List Each	HEIGHT
DSAT3	US3	4.50	7/8"
DSAT3-UNL	US3-UNL	4.50	
DSAT5	US5	4.50	1/2"
DSAT10B	US10B	4.50	
DSAT14	US14	4.50	THREAD
DSAT15	US15	4.50	8 x 1.25 mm
DSAT15A	US15A	4.50	
DSAT19	US19	4.50	
DSAT26	US26	4.50	
DSAT26D	US26D	4.50	
CAT1	CR003	5.75	


**Steeple Tip**


Part Number	Finish	List Each	HEIGHT
DSST3	US3	4.50	1 3/16"
DSST3-UNL	US3-UNL	4.50	
DSST5	US5	4.50	1/2"
DSST10B	US10B	4.50	
DSST14	US14	4.50	THREAD
DSST15	US15	4.50	8 x 1.25 mm
DSST15A	US15A	4.50	
DSST19	US19	4.50	
DSST26	US26	4.50	
DSST26D	US26D	4.50	
CST1	CR003	5.75	


**Urn Tip**

Part Number	Finish	List Each	HEIGHT
DSUT3	US3	4.50	1 3/8"
DSUT3-UNL	US3-UNL	4.50	
DSUT4	US4	4.50	1/2"
DSUT5	US5	4.50	
DSUT10B	US10B	4.50	THREAD
DSUT14	US14	4.50	8 x 1.25 mm
DSUT15	US15	4.50	
DSUT15A	US15A	4.50	
DSUT19	US19	4.50	
DSUT26	US26	4.50	
DSUT26D	US26D	4.50	
CUT1	CR003	5.75	


**Ball Tip**


Part Number	Finish	List Each	HEIGHT
DSBT3	US3	4.50	9/16"
DSBT3-UNL	US3-UNL	4.50	
DSBT4	US4	4.50	1/2"
DSBT5	US5	4.50	
DSBT10B	US10B	4.50	THREAD
DSBT14	US14	4.50	8 x 1.25 mm
DSBT15	US15	4.50	
DSBT15A	US15A	4.50	
DSBT19	US19	4.50	
DSBT26	US26	4.50	
DSBT26D	US26D	4.50	
CBT1	CR003	5.75	




Additional button tips are available. See Section 12 - 4.


**Windsor Tip**

Part Number	Finish	List Each	HEIGHT
DSWT3	US3	4.50	1 1/4"
DSWT3-UNL	US3-UNL	4.50	
DSWT4	US4	4.50	1/2"
DSWT5	US5	4.50	
DSWT10B	US10B	4.50	THREAD
DSWT15	US15	4.50	8 x 1.25 mm
DSWT15A	US15A	4.50	
DSWT19	US19	4.50	
DSWT26	US26	4.50	
DSWT26D	US26D	4.50	
CWT1	CR003	5.75	


**Ornate Pattern Tip**


Part Number	Finish	List Each	HEIGHT
DSPUT3	US3	5.85	1 7/16"
DSPUT3-UNL	US3-UNL	5.85	
DSPUT5	US5	5.85	5/8"
DSPUT10B	US10B	5.85	
DSPUT15	US15	5.85	THREAD
DSPUT15A	US15A	5.85	8 x 1.25 mm
DSPUT26	US26	5.85	
DSPUT26D	US26D	5.85	
CPUT	CR003	8.85	




## FINIALS / SPECIAL SIZE / SOLID BRASS

**Large Ball Tip for 6"x 6" Hinges**

Part Number	Finish	List Each	HEIGHT
DSBTL3	US3	5.85	3/4"
DSBTL3-UNL	US3-UNL	5.85	
DSBTL5	US5	5.85	5/8"
DSBTL10B	US10B	5.85	
DSBTL15	US15	5.85	THREAD
DSBTL15A	US15A	5.85	10 x 1 mm
DSBTL26	US26	5.85	
DSBTL26D	US26D	5.85	
DSBTL003	CR003	7.45	


**Small Ball Tip for 3"x3" Hinges**

Part Number	Finish	List Each	HEIGHT
DSBT3-3	US3	4.50	3/4"
DSBT3-3UNL	US3-UNL	4.50	
DSBT3-4	US4	4.50	5/8"
DSBT3-5	US5	4.50	
DSBT3-10B	US10B	4.50	THREAD
DSBT3-14	US14	4.50	10 x 1 mm
DSBT3-15	US15	4.50	
DSBT3-15A	US15A	4.50	
DSBT3-19	US19	4.50	
DSBT3-26	US26	4.50	
DSBT3-26D	US26D	4.50	



## Specialty Solid Brass Hinges & Finials

	Pages
Square Barrel Hinges .....	2 - 2
Ornate Hinges & Finials .....	2 - 2
Distressed Hinges .....	2 - 3
Distressed Finials .....	2 - 4
Heavy Duty Hinges - Royal Series .....	2 - 4
Royal Finials: for DSB45RM Series .....	2 - 4
Olive Knuckle Hinges .....	2 - 5
Cabinet Hinges .....	2 - 7
Half Surface Hinges .....	2 - 8
Cabinet Finials .....	2 - 8
Pivot Hinges .....	2 - 9
Pivot Base .....	2 - 9
Parliament Hinges .....	2 - 10
Invisible, Concealed Hinges .....	2 - 10

- Finials are sold per each. 1 pair of hinges requires 4 finials.
- Olive Knuckle Hinges are sold per each.
- Custom NRP available.
- Custom finish plating available.






# SPECIALTY HINGES & FINIALS

## SQUARE BARREL HINGE / SOLID BRASS

### 4"x4" / Square Barrel Hinge / Solid Brass

Part Number	Finish	List Pair	WOOD SCREW #10x1"
DSBS43-UNL	US3-UNL	77.65	
DSBS44	US4	83.35	
DSBS410B	US10B	83.35	
DSBS414	US14	83.35	
DSBS415	US15	83.35	
DSBS419	US19	83.35	
DSBS426	US26	83.35	



## ORNATE HINGES / SOLID BRASS

### 3 1/2" x 3 1/2" Ornate

Part Number	Finish	List Pair	WOOD SCREW #10x1"
DSBP35U3	US3	105.00	
DSBP35U3-UNL	US3-UNL	105.00	
DSBP35U5	US5	112.60	
DSBP35U10B	US10B	112.60	
DSBP35U15	US15	112.60	
DSBP35U15A	US15A	112.60	
DSBP35U26	US26	112.60	
DSBP35U26D	US26D	112.60	
CSBP35	CR003	136.20	



5-knuckles

### 4" x 4" Ornate

Part Number	Finish	List Pair	WOOD SCREW #12x1-1/4"
DSBP44U3	US3	121.45	
DSBP44U3-UNL	US3-UNL	121.45	
DSBP44U5	US5	130.30	
DSBP44U10B	US10B	130.30	
DSBP44U15	US15	130.30	
DSBP44U15A	US15A	130.30	
DSBP44U26	US26	130.30	
DSBP44U26D	US26D	130.30	
CSBP44	CR003	156.05	



3-knuckles

### 4 1/2" x 4 1/2" Ornate

Part Number	Finish	List Pair	WOOD SCREW #12x1-1/4"
DSBP45U3	US3	161.90	
DSBP45U3-UNL	US3-UNL	161.90	
DSBP45U5	US5	168.25	
DSBP45U10B	US10B	168.25	
DSBP45U15	US15	168.25	
DSBP45U15A	US15A	168.25	
DSBP45U19	US19	168.25	
DSBP45U26	US26	168.25	
DSBP45U26D	US26D	168.25	
CSBP45	CR003	207.65	



3-knuckles


### Ornate Finial

Part Number	Finish	List Each	HEIGHT
DSPUT3	US3	5.85	1 7/16"
DSPUT3-UNL	US3-UNL	5.85	
DSPUT5	US5	5.85	
DSPUT10B	US10B	5.85	
DSPUT15	US15	5.85	
DSPUT15A	US15A	5.85	
DSPUT26	US26	5.85	
DSPUT26D	US26D	5.85	
CPUT	CR003	8.85	



All ornate hinges already come with ornate finials installed.






## DISTRESSED FINISH HINGES / SOLID BRASS

## 3 1/2" x 3 1/2" x 1/4" Radius Corner Residential

Part Number	Finish	List Pair	WOOD SCREW #10x1"
DSB35R410BM-R	BM	69.60	THICK 0.085"
DSB35R410WL-R	WL	69.60	
			CASE QTY 30 PR



WL

## 3 1/2" x 3 1/2" x 5/8" Radius Corner Residential


Part Number	Finish	List Pair	WOOD SCREW #10x1"
DSB35R510BM-R	BM	69.60	THICK 0.085"
DSB35R510BD-R	BD	69.60	
DSB35R510WL-R	WL	69.60	CASE QTY 30 PR
DSB35R510WM-R	WM	69.60	



WM

## 3 1/2" x 3 1/2" / Square Corner


Part Number	Finish	List Pair	WOOD SCREW #10x1"
DSB3510BM	BM	75.90	THICK 0.119"
DSB3510WL	WL	75.90	
DSB3510WM	WM	75.90	CASE QTY 30 PR



BM

## 4" x 4" / Square Corner

Part Number	Finish	List Pair	WOOD SCREW #12x1 1/4"
DSB410BM	BM	98.65	THICK 0.129"
DSB410BD	BD	98.65	
DSB410WL	WL	98.65	CASE QTY 30 PR
DSB410WM	WM	98.65	




WL

## 4" x 4" / Square Corner / NRP

Part Number	Finish	List Pair	WOOD SCREW #12x1 1/4"
DSB4N10BM	BM	106.25	THICK 0.129"
DSB4N10BD	BD	106.25	
DSB4N10WM	WM	106.25	CASE QTY 30 PR

Non removable pin.




BM

## 4" x 4" / Square Corner / Ball Bearing / NRP

Part Number	Finish	List Pair	WOOD SCREW #12x1 1/4"
DSB4NB10BM	BM	118.90	THICK 0.129"
DSB4NB10BD	BD	118.90	
DSB4NB10WL	WL	118.90	CASE QTY 30 PR
DSB4NB10WM	WM	118.90	

Non-removable pin.



WM

## 4 1/2" x 4 1/2" / Square Corner

Part Number	Finish	List Pair	WOOD SCREW #12x1 1/4"
DSB4510BD	BD	129.05	THICK 0.135"
DSB4510WL	WL	129.05	
DSB4510WM	WM	129.05	CASE QTY 20 PR



WL

## 4 1/2" x 4 1/2" / Square Corner Ball Bearing / NRP

Part Number	Finish	List Pair	WOOD SCREW #12x1 1/4"
DSB45NB10BM	BM	146.75	THICK 0.135"
DSB45NB10WL	WL	146.75	
DSB45NB10WM	WM	146.75	CASE QTY 20 PR

Non-removable pin.



WM

## DISTRESSED FINISH FINIALS / SOLID BRASS

## Ball Tip

Part Number	Finish	List Each	HEIGHT 9/16"
DSBT10BM	BM	4.85	
DSBT10BD	BD	4.85	
DSBT10WL	WL	4.85	
DSBT10WM	WM	4.85	

	1/2"
	THREAD 8 x 1.25 mm



DSBT10-WM

## Steeple Tip

Part Number	Finish	List Each	HEIGHT 1 3/16"
DSST10BM	BM	4.85	
DSST10BD	BD	4.85	
DSST10WL	WL	4.85	
DSST10WM	WM	4.85	

	1/2"
	THREAD 8 x 1.25 mm



DSST10-BM

## Urn Tip

Part Number	Finish	List Each	HEIGHT 1 3/8"
DSUT10BM	BM	4.85	
DSUT10BD	BD	4.85	
DSUT10WL	WL	4.85	
DSUT10WM	WM	4.85	

	1/2"
	THREAD 8 x 1.25 mm




DSUT10-BD

## ROYAL SERIES HINGES &amp; FINIALS / SOLID BRASS

## 4 1/2" x 4 1/2" / Extra Heavy Duty

Part Number	Finish	List Pair	WOOD SCREW #12x1 1/4"
DSB45RM10B	US10B	218.85	
DSB45RM10BM	BM	218.85	
DSB45RM10BD	BD	218.85	
DSB45RM10WL	WL	218.85	
DSB45RM10WM	WM	218.85	

	THICK 0.2"
	CASE QTY 20 PR



DSB45RM10WM

## Royal Finial / For DSB45RM

Part Number	Finish	List Each	HEIGHT 3"
DSFRU10B	US10B	12.50	
DSFRU10BD	BD	12.50	
DSFRU10WL	WL	12.50	
DSFRU10WM	WM	12.50	

	7/8"
	THREAD 14 x 2 mm

Royal finials sold separately.



DSFRU10B

## Distressed Finishes






## OLIVE KNUCKLE HINGES / FULL MORTISE / EXTRUDED / SOLID BRASS

## 2"x 1 1/2" / Right Handed

Part Number	Finish	List Each	WOOD SCREW #7x3/4"
OK2015U3-R	US3	34.50	BOX QTY 4 EA
OK2015U3UNL-R	US3-UNL	34.50	
OK2015U5-R	US5	43.70	
OK2015U10B-R	US10B	43.70	
OK2015U15-R	US15	43.70	
OK2015U15A-R	US15A	43.70	
OK2015U19-R	US19	43.70	
OK2015U26-R	US26	43.70	
OK2015U26D-R	US26D	43.70	
OK2015CR003-R	CR003	55.20	




## 2"x 1 1/2" / Left Handed

Part Number	Finish	List Each	WOOD SCREW #7x3/4"
OK2015U3-L	US3	34.50	BOX QTY 4 EA
OK2015U3UNL-L	US3-UNL	34.50	
OK2015U5-L	US5	43.70	
OK2015U10B-L	US10B	43.70	
OK2015U15-L	US15	43.70	
OK2015U15A-L	US15A	43.70	
OK2015U19-L	US19	43.70	
OK2015U26-L	US26	43.70	
OK2015U26D-L	US26D	43.70	
OK2015CR003-L	CR003	55.20	



## 2 1/2"x 2" / Right Handed

Part Number	Finish	List Each	WOOD SCREW #7x3/4"
OK2520U3-R	US3	42.55	BOX QTY 4 EA
OK2520U3UNL-R	US3-UNL	42.55	
OK2520U5-R	US5	51.75	
OK2520U10B-R	US10B	51.75	
OK2520U14-R	US14	51.75	
OK2520U15-R	US15	51.75	
OK2520U15A-R	US15A	51.75	
OK2520U19-R	US19	51.75	
OK2520U26-R	US26	51.75	
OK2520U26D-R	US26D	51.75	
OK2520CR003-R	CR003	69.00	




## 2 1/2"x 2" / Left Handed

Part Number	Finish	List Each	WOOD SCREW #7x3/4"
OK2520U3-L	US3	42.55	BOX QTY 4 EA
OK2520U3UNL-L	US3-UNL	42.55	
OK2520U5-L	US5	51.75	
OK2520U10B-L	US10B	51.75	
OK2520U14-L	US14	51.75	
OK2520U15-L	US15	51.75	
OK2520U15A-L	US15A	51.75	
OK2520U19-L	US19	51.75	
OK2520U26-L	US26	51.75	
OK2520U26D-L	US26D	51.75	
OK2520CR003-L	CR003	69.00	




## 3"x 2 1/2" / Right Handed

Part Number	Finish	List Each	WOOD SCREW #10x1"
OK3025B3-R	US3	64.40	BOX QTY 2 EA
OK3025B3UNL-R	US3-UNL	64.40	
OK3025B5-R	US5	74.75	
OK3025B10B-R	US10B	74.75	
OK3025B14-R	US14	74.75	
OK3025B15-R	US15	74.75	
OK3025B15A-R	US15A	74.75	
OK3025B19-R	US19	74.75	
OK3025B26-R	US26	74.75	
OK3025B26D-R	US26D	74.75	
OK3025BCR003-R	CR003	94.30	



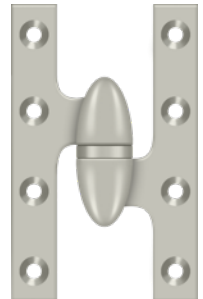
## 3"x 2 1/2" / Left Handed

Part Number	Finish	List Each	WOOD SCREW #10x1"
OK3025B3-L	US3	64.40	BOX QTY 2 EA
OK3025B3UNL-L	US3-UNL	64.40	
OK3025B5-L	US5	74.75	
OK3025B10B-L	US10B	74.75	
OK3025B14-L	US14	74.75	
OK3025B15-L	US15	74.75	
OK3025B15A-L	US15A	74.75	
OK3025B19-L	US19	74.75	
OK3025B26-L	US26	74.75	
OK3025B26D-L	US26D	74.75	
OK3025BCR003-L	CR003	94.30	



## 5"x 3 1/4" / Right Handed

Part Number	Finish	List Each	WOOD SCREW #12x1-1/4"
OK5032B3-R	US3	111.55	BOX QTY 1 EA
OK5032B3UNL-R	US3-UNL	111.55	
OK5032B5-R	US5	129.95	
OK5032B10B-R	US10B	129.95	
OK5032B14-R	US14	129.95	
OK5032B15-R	US15	129.95	
OK5032B15A-R	US15A	129.95	
OK5032B19-R	US19	129.95	
OK5032B26-R	US26	129.95	
OK5032B26D-R	US26D	129.95	
OK5032BCR003-R	CR003	167.90	



## 5"x 3 1/4" / Left Handed


Part Number	Finish	List Each	WOOD SCREW #12x1-1/4"
OK5032B3-L	US3	111.55	BOX QTY 1 EA
OK5032B3UNL-L	US3-UNL	111.55	
OK5032B5-L	US5	129.95	
OK5032B10B-L	US10B	129.95	
OK5032B14-L	US14	129.95	
OK5032B15-L	US15	129.95	
OK5032B15A-L	US15A	129.95	
OK5032B19-L	US19	129.95	
OK5032B26-L	US26	129.95	
OK5032B26D-L	US26D	129.95	
OK5032BCR003-L	CR003	167.90	



## OLIVE KNUCKLE HINGES / FULL MORTISE / EXTRUDED / SOLID BRASS


## 6"x 4" / Right Handed

Part Number	Finish	List Each	WOOD SCREW #12x1 1/4"
OK6040B3-R	US3	136.85	BOX QTY 1 EA
OK6040B3UNL-R	US3-UNL	136.85	
OK6040B5-R	US5	155.25	
OK6040B10B-R	US10B	155.25	
OK6040B14-R	US14	155.25	
OK6040B15-R	US15	155.25	
OK6040B15A-R	US15A	155.25	
OK6040B19-R	US19	155.25	
OK6040B26-R	US26	155.25	
OK6040B26D-R	US26D	155.25	
OK6040BCR003-R	CR003	204.70	



## 6"x 5" / Right Handed

Part Number	Finish	List Each	WOOD SCREW #12x1 1/4"
OK6050B3-R	US3	156.40	BOX QTY 1 EA
OK6050B3UNL-R	US3-UNL	156.40	
OK6050B5-R	US5	174.80	
OK6050B10B-R	US10B	174.80	
OK6050B15-R	US15	174.80	
OK6050B15A-R	US15A	174.80	
OK6050B19-R	US19	174.80	
OK6050B26-R	US26	174.80	
OK6050B26D-R	US26D	174.80	
OK6050BCR003-R	CR003	228.85	




## 6"x 4" / Left Handed

Part Number	Finish	List Each	WOOD SCREW #12x1 1/4"
OK6040B3-L	US3	136.85	BOX QTY 1 EA
OK6040B3UNL-L	US3-UNL	136.85	
OK6040B5-L	US5	155.25	
OK6040B10B-L	US10B	155.25	
OK6040B14-L	US14	155.25	
OK6040B15-L	US15	155.25	
OK6040B15A-L	US15A	155.25	
OK6040B19-L	US19	155.25	
OK6040B26-L	US26	155.25	
OK6040B26D-L	US26D	155.25	
OK6040BCR003-L	CR003	204.70	




## 6"x 5" / Left Handed

Part Number	Finish	List Each	WOOD SCREW #12x1 1/4"
OK6050B3-L	US3	156.40	BOX QTY 1 EA
OK6050B3UNL-L	US3-UNL	156.40	
OK6050B5-L	US5	174.80	
OK6050B10B-L	US10B	174.80	
OK6050B15-L	US15	174.80	
OK6050B15A-L	US15A	174.80	
OK6050B19-L	US19	174.80	
OK6050B26-L	US26	174.80	
OK6050B26D-L	US26D	174.80	
OK6050BCR003-L	CR003	228.85	



## 6"x 4 1/2" / Right Handed

Part Number	Finish	List Each	WOOD SCREW #12x1 1/4"
OK6045B3-R	US3	149.50	BOX QTY 1 EA
OK6045B3UNL-R	US3-UNL	149.50	
OK6045B5-R	US5	169.05	
OK6045B10B-R	US10B	169.05	
OK6045B15-R	US15	169.05	
OK6045B15A-R	US15A	169.05	
OK6045B19-R	US19	169.05	
OK6045B26-R	US26	169.05	
OK6045B26D-R	US26D	169.05	
OK6045BCR003-R	CR003	218.50	



## 6"x 4 1/2" / Left Handed

Part Number	Finish	List Each	WOOD SCREW #12x1 1/4"
OK6045B3-L	US3	149.50	BOX QTY 1 EA
OK6045B3UNL-L	US3-UNL	149.50	
OK6045B5-L	US5	169.05	
OK6045B10B-L	US10B	169.05	
OK6045B15-L	US15	169.05	
OK6045B15A-L	US15A	169.05	
OK6045B19-L	US19	169.05	
OK6045B26-L	US26	169.05	
OK6045B26D-L	US26D	169.05	
OK6045BCR003-L	CR003	218.50	







## CABINET HINGES / FULL MORTISE / EXTRUDED / SOLID BRASS

**1 1/2" x 1 1/2"**


Part Number	Finish	List Pair	THICK 0.093"
CH1515U3-UNL	US3-UNL	24.15	BOX QTY 6 PR
CH1515U3	US3	24.15	
CH1515U5	US5	29.00	
CH1515U10B	US10B	29.00	
CH1515U14	US14	29.00	
CH1515U15	US15	29.00	
CH1515U15A	US15A	29.00	CASE QTY 210 PR
CH1515U26	US26	29.00	
CH1515U26D	US26D	29.00	
CH1515CR003	CR003	32.60	WOOD SCREW #7 x 3/4"


**2" x 1 1/2"**


Part Number	Finish	List Pair	THICK 0.093"
CH2015U3-UNL	US3-UNL	24.15	BOX QTY 3 PR
CH2015U3	US3	24.15	
CH2015U5	US5	29.00	
CH2015U10B	US10B	29.00	
CH2015U14	US14	29.00	
CH2015U15	US15	29.00	
CH2015U15A	US15A	29.00	CASE QTY 210 PR
CH2015U26	US26	29.00	
CH2015U26D	US26D	29.00	
CH2015CR003	CR003	33.80	WOOD SCREW #7 x 3/4"


**2" x 2"**


Part Number	Finish	List Pair	THICK 0.093"
CH2020U3-UNL	US3-UNL	27.55	BOX QTY 3 PR
CH2020U3	US3	27.55	
CH2020U5	US5	31.40	
CH2020U10B	US10B	31.40	
CH2020U14	US14	31.40	
CH2020U15	US15	31.40	
CH2020U15A	US15A	31.40	CASE QTY 100 PR
CH2020U26	US26	31.40	
CH2020U26D	US26D	31.40	
CH2020CR003	CR003	36.25	WOOD SCREW #7 x 3/4"


**2 1/2" x 1 11/16"**

Part Number	Finish	List Pair	THICK 0.093"
CH2517U3-UNL	US3-UNL	29.00	BOX QTY 3 PR
CH2517U3	US3	29.00	
CH2517U5	US5	33.80	
CH2517U10B	US10B	33.80	
CH2517U14	US14	33.80	
CH2517U15	US15	33.80	
CH2517U15A	US15A	33.80	CASE QTY 100 PR
CH2517U19	US19	33.80	
CH2517U26	US26	33.80	
CH2517U26D	US26D	33.80	WOOD SCREW #7 x 3/4"
CH2517CR003	CR003	38.65	


**2 1/2" x 1 3/4" / Adjustable**


Part Number	Finish	List Pair	THICK 0.093"
CHA2517U3-UNL	US3-UNL	29.00	BOX QTY 3 PR
CHA2517U3	US3	29.00	
CHA2517U5	US5	33.80	
CHA2517U10B	US10B	33.80	
CHA2517U14	US14	33.80	
CHA2517U15	US15	33.80	
CHA2517U26	US26	33.80	CASE QTY 100 PR
			WOOD SCREW #7 x 3/4"


**2 1/2" x 2"**


Part Number	Finish	List Pair	THICK 0.093"
CH2520U3-UNL	US3-UNL	33.45	BOX QTY 3 PR
CH2520U3	US3	33.45	
CH2520U5	US5	36.25	
CH2520U10B	US10B	36.25	
CH2520U14	US14	36.25	
CH2520U15	US15	36.25	
CH2520U15A	US15A	36.25	CASE QTY 100 PR
CH2520U26	US26	36.25	
CH2520U26D	US26D	36.25	
CH2520CR003	CR003	42.25	WOOD SCREW #7 x 3/4"


**2 1/2" x 2 1/2"**

Part Number	Finish	List Pair	THICK 0.093"
CH2525U3-UNL	US3-UNL	34.40	BOX QTY 3 PR
CH2525U3	US3	34.40	
CH2525U5	US5	38.65	
CH2525U10B	US10B	38.65	
CH2525U14	US14	38.65	
CH2525U15	US15	38.65	
CH2525U15A	US15A	38.65	CASE QTY 100 PR
CH2525U19	US19	38.65	
CH2525U26	US26	38.65	
CH2525U26D	US26D	38.65	WOOD SCREW #7 x 3/4"
CH2525CR003	CR003	48.30	


**3" x 2"**

Part Number	Finish	List Pair	THICK 0.125"
CH3020U3-UNL	US3-UNL	34.40	BOX QTY 2 PR
CH3020U3	US3	34.40	
CH3020U5	US5	38.65	
CH3020U10B	US10B	38.65	
CH3020U14	US14	38.65	
CH3020U15	US15	38.65	
CH3020U15A	US15A	38.65	CASE QTY 70 PR
CH3020U19	US19	38.65	
CH3020U26	US26	38.65	
CH3020U26D	US26D	38.65	WOOD SCREW #7 x 3/4"
CH3020CR003	CR003	48.30	




All Solid Brass Cabinet Hinges come standard with ball-tip finials.

All Solid Brass Cabinet Hinges come standard with ball-tip finials.

## CABINET HINGES &amp; HALF SURFACE HINGE / EXTRUDED / FULL MORTISE / SOLID BRASS

## 3"x 2 1/2"

Part Number	Finish	List Pair	THICK 0.125"
CH3025U3-UNL	US3-UNL	36.25	
CH3025U3	US3	36.25	
CH3025U5	US5	42.25	
CH3025U10B	US10B	42.25	
CH3025U14	US14	42.25	
CH3025U15	US15	42.25	
CH3025U15A	US15A	42.25	
CH3025U19	US19	42.25	
CH3025U26	US26	42.25	
CH3025U26D	US26D	42.25	
CH3025CR003	CR003	50.70	



All Solid Brass Cabinet Hinges come standard with ball-tip finials.

## Half Surface Hinge / Solid Brass

Part Number	Finish	List Pair	WOOD SCREW #10X1"
DHS3035U3	US3	60.70	
DHS3035U5	US5	67.05	
DHS3035U10B	US10B	67.05	
DHS3035U15	US15	67.05	
DHS3035U15A	US15A	67.05	
DHS3035U19	US19	67.05	
DHS3035U26	US26	67.05	
DHS3035U26D	US26D	67.05	
DHS3035CR003	CR003	77.15	



A half-surface hinge is used when installing a screen door into an existing frame. Accepts Deltana standard finials.

## CABINET FINIALS / SOLID BRASS

## Acorn Tip

Part Number	Finish	List Each	HEIGHT 1/2"
CHAT3-UNL	US3-UNL	2.75	
CHAT3	US3	2.75	
CHAT5	US5	2.75	
CHAT10B	US10B	2.75	
CHAT14	US14	2.75	
CHAT15	US15	2.75	
CHAT15A	US15A	2.75	
CHAT26	US26	2.75	
CHAT26D	US26D	2.75	
CHAT003	CR003	3.45	



## Urn Tip

Part Number	Finish	List Each	HEIGHT 7/8"
CHUT3-UNL	US3-UNL	2.75	
CHUT3	US3	2.75	
CHUT5	US5	2.75	
CHUT10B	US10B	2.75	
CHUT14	US14	2.75	
CHUT15	US15	2.75	
CHUT15A	US15A	2.75	
CHUT26	US26	2.75	
CHUT26D	US26D	2.75	
CHUT003	CR003	3.45	



## Windsor Tip

Part Number	Finish	List Each	HEIGHT 5/8"
CHWT3-UNL	US3-UNL	2.75	
CHWT3	US3	2.75	
CHWT5	US5	2.75	
CHWT10B	US10B	2.75	
CHWT14	US14	2.75	
CHWT15	US15	2.75	
CHWT15A	US15A	2.75	
CHWT26	US26	2.75	
CHWT26D	US26D	2.75	
CHWT003	CR003	3.45	



## Button Tip

Part Number	Finish	List Each	HEIGHT 1/8"
CHBU3-UNL	US3-UNL	2.75	
CHBU3	US3	2.75	
CHBU5	US5	2.75	
CHBU10B	US10B	2.75	
CHBU14	US14	2.75	
CHBU15	US15	2.75	
CHBU15A	US15A	2.75	
CHBU19	US19	2.75	
CHBU26	US26	2.75	
CHBU26D	US26D	2.75	
CHBU003	CR003	3.45	



## Steeple Tip

Part Number	Finish	List Each	HEIGHT 5/8"
CHST3-UNL	US3-UNL	2.75	
CHST3	US3	2.75	
CHST5	US5	2.75	
CHST10B	US10B	2.75	
CHST14	US14	2.75	
CHST15	US15	2.75	
CHST15A	US15A	2.75	
CHST19	US19	2.75	
CHST26	US26	2.75	
CHST26D	US26D	2.75	
CHST003	CR003	3.45	



## Ball Tip

Part Number	Finish	List Each	HEIGHT 3/8"
CHBT3-UNL	US3-UNL	2.75	
CHBT3	US3	2.75	
CHBT5	US5	2.75	
CHBT10B	US10B	2.75	
CHBT14	US14	2.75	
CHBT15	US15	2.75	
CHBT15A	US15A	2.75	
CHBT26	US26	2.75	
CHBT26D	US26D	2.75	
CHBT003	CR003	3.45	




Additional Ball Tips are also available.

Deltana Cabinet Finials come installed with ball tips.

## PIVOT HINGES / SOLID BRASS

## 3 7/8" x 5/8" x 1 5/8"

Part Number	Finish	List Pair	MAX LOAD
PH35U3	US3	62.00	35 LB
PH35U5	US5	64.50	
PH35U10B	US10B	64.50	WOOD SCREW #10x1"
PH35U14	US14	64.50	
PH35U15	US15	64.50	THICK 0.250"
PH35U15A	US15A	64.50	
PH35U19	US19	64.50	BOX QTY 1 PR
PH35U26	US26	64.50	
PH35U26D	US26D	64.50	
PH35CR003	CR003	69.60	CASE QTY 30 PR



## 4 3/8" x 5/8" x 1 7/8"

Part Number	Finish	List Pair	MAX LOAD
PH40U3	US3	73.35	70 LB
PH40U5	US5	75.90	
PH40U10B	US10B	75.90	WOOD SCREW #10x1"
PH40U14	US14	75.90	
PH40U15	US15	75.90	THICK 0.250"
PH40U15A	US15A	75.90	
PH40U19	US19	75.90	BOX QTY 1 PR
PH40U26	US26	75.90	
PH40U26D	US26D	75.90	
PH40CR003	CR003	82.25	CASE QTY 30 PR



## 4 3/8" x 5/8" x 1 7/8"

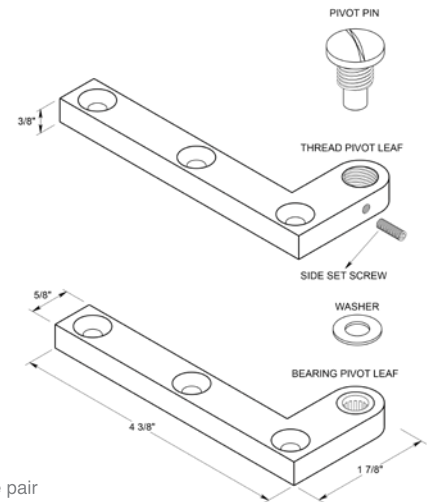
Part Number	Finish	List Pair	MAX LOAD
PH60U3	US3	175.10	200 LB
PH60U5	US5	178.70	
PH60U10B	US10B	178.70	WOOD SCREW #12x1 1/4"
PH60U14	US14	178.70	
PH60U15	US15	178.70	THICK 0.375"
PH60U15A	US15A	178.70	
PH60U19	US19	178.70	BOX QTY 1 PR
PH60U26	US26	178.70	
PH60U26D	US26D	178.70	
PH60CR003	CR003	187.15	CASE QTY 20 PR



Built-in needle bearing for higher weight capacity.

## PH60 Installation Instructions

1. Disassemble the pivot as shown by unscrewing the side set screw.
2. Mortise the threaded pivot leaf at the bottom of the door.
3. Mortise the bearing pivot leaf into the floor.
4. Place the washer between the two leaves and thread the pivot pin down.
5. Secure installation by tightening the set screw.



All Pivot Hinges are sold in pairs. One pair contains one Left and one Right pivot hinge.

The PH60 design has universal / reversible handing.

## Pivot Base / Solid Brass


Part Number	Finish	List Each	BOX QTY
PB985U3	US3	21.75	10 EA
PB985U5	US5	21.75	
PB985U10B	US10B	21.75	CASE QTY 300 EA
PB985U14	US14	21.75	
PB985U15	US15	21.75	
PB985U15A	US15A	21.75	
PB985U19	US19	21.75	
PB985U26	US26	21.75	
PB985U26D	US26D	21.75	
PB985CR003	CR003	25.35	



Pivot Base for use with PH60. Ideal for tile and stone floors.

## Intermediate Pivot Hinge / Solid Brass

Part Number	Finish	List Pair	WOOD SCREW
SBIH2510U3	US3	136.60	#12x1 1/4"
SBIH2510U5	US5	136.60	
SBIH2510U10B	US10B	136.60	THICK 0.306"
SBIH2510U15	US15	136.60	
SBIH2510U15A	US15A	136.60	
SBIH2510U19	US19	136.60	BOX QTY 1 PR
SBIH2510U26	US26	136.60	
SBIH2510U26D	US26D	136.60	CASE QTY 30 PR
SBIH2510CR003	CR003	145.50	






## PARLIAMENT HINGES / FULL MORTISE / EXTRUDED / SOLID BRASS


## 3"x 4"

Part Number	Finish	List Pair	WOOD SCREW #10x1 1/4"
DSPA3040U3	US3	72.75	THICK 0.157"
DSPA3040U5	US5	72.75	
DSPA3040U10B	US10B	72.75	CASE QTY 30 PR
DSPA3040U15	US15	72.75	
DSPA3040U15A	US15A	72.75	
DSPA3040U26	US26	72.75	
DSPA3040U26D	US26D	72.75	
DSPA3040CR003	CR003	79.35	



## 4"x 6"

Part Number	Finish	List Pair	WOOD SCREW #10x1 1/4"
DSPA4060U3	US3	112.40	THICK 0.157"
DSPA4060U5	US5	112.40	
DSPA4060U10B	US10B	112.40	CASE QTY 20 PR
DSPA4060U15	US15	112.40	
DSPA4060U15A	US15A	112.40	
DSPA4060U26	US26	112.40	
DSPA4060U26D	US26D	112.40	
DSPA4060CR003	CR003	119.00	



## 4"x 4"

Part Number	Finish	List Pair	WOOD SCREW #10x1 1/4"
DSPA4040U3	US3	85.95	THICK 0.157"
DSPA4040U5	US5	85.95	
DSPA4040U10B	US10B	85.95	CASE QTY 30 PR
DSPA4040U15	US15	85.95	
DSPA4040U15A	US15A	85.95	
DSPA4040U26	US26	85.95	
DSPA4040U26D	US26D	85.95	
DSPA4040CR003	CR003	91.25	



Note:

Interchangeable finial tips are not compatible with our Parliament Hinges.

Parliament hinges are measured Height x Width and are tooled for a tight knuckle action.

## INVISIBLE - CONCEALED HINGES / SOLID BRASS


## 2 3/4"x 5/8"

Part Number	Finish	List Pair	WOOD SCREW #9x1-1/2"
DCH208U15	US15	53.15	CASE QTY 50 PR
DCH208U26D	US26D	53.15	



## 4 5/8"x 1 1/8"

Part Number	Finish	List Pair	WOOD SCREW #10x1 3/8"
DCH218U4	US4	118.90	CASE QTY 10 PR
DCH218U15	US15	118.90	
DCH218U26D	US26D	118.90	



## 4 5/8"x 1"


Part Number	Finish	List Pair	WOOD SCREW #12x1 3/8"
DCH216U4	US4	103.75	CASE QTY 10 PR
DCH216U15	US15	103.75	
DCH216U26D	US26D	103.75	



Deltana concealed hinges are not visible when the door is in the closed position. Concealed hinges open up to 180 degrees.

# Steel, Stainless Steel & Spring Hinges

	Pages
Stainless Steel Hinges.....	3 - 2
Steel Hinges.....	3 - 5
Pins for Steel Residential Hinges.....	3 - 10
Spring Hinges, Single Action, Steel.....	3 - 11
Spring Hinges, Double Action.....	3 - 12
Jamb Bracket for Double Action Spring Hinge.....	3 - 12
Plates for Double Action Spring Hinge.....	3 - 12



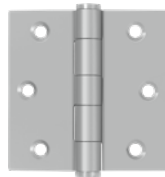
# STEEL & STAINLESS STEEL

Made of industry standard 304 Stainless Steel

## STAINLESS STEEL HINGES / US32D - BRUSHED FINISH

### 3" x 3" / Residential

Part Number	Corners	List Pair	WOOD SCREW	CASE QTY
SS33U32D-R	Square	22.45	#9x3/4"	30 PR



### 3" x 3" / Standard


Part Number	Corners	List Pair	WOOD SCREW	CASE QTY
SS33U32D	Square	27.65	#9x3/4"	30 PR
SS33U32	Square	31.05		



### 3 1/2" x 3 1/2" / Residential

Part Number	Corners	M-Screw	List Pair
SS35U32D-R	Square	#10x1/2"	32.95
SS35BU32D-R	Square	#10x1/2"	36.95
SS35R5U32D-R	5/8" Rad	N/A	32.95


WOOD SCREW	CASE QTY
#10x1"	30 PR



### 3 1/2" x 3 1/2" / Standard

Part Number	Corners	List Pair
SS35U32D	Square	39.50
SS35BU32D	Square	44.80


WOOD SCREW	MACHINE SCREW	CASE QTY
#10x1"	#10x1/2"	30 PR



### 4" x 3" / Ball Bearing / Standard

Part Number	Corners	List Pair
SS4030BU32D	Square	39.50

WOOD SCREW	CASE QTY
#10x1-1/4"	30 PR




Ball Bearing

### 4" x 4" / Square Corners / Residential

Part Number	List Pair	WOOD SCREW
SS44U32D-R	42.15	#10x1"
SS44BU32D-R	44.80	

CASE QTY
30 PR



### 4" x 4" / 5/8" Radius Corners / Residential

Part Number	List Pair	WOOD SCREW	CASE QTY
SS44R5U32D-R	42.15	#10x1"	30 PR
SS44R5U32D-RN	44.80		

NRP



### 4" x 4" / Square Corners / Standard


Part Number	List Pair	WOOD SCREW	MACHINE SCREW
SS44U32D	47.45	#12x1-1/4"	#10x1/2"
SS44BU32D	52.65		
SS44NU32D	52.65		
SS44NBU32D	56.65		

Ball Bearing

NRP

Ball Bearing / NRP

CASE QTY
24 PR



### 4 1/2" x 4 1/2" / Square Corners / Standard

Part Number	Options	List Pair	WOOD SCREW
SS45U32D	Standard	58.70	#12x1-1/4"
SS45BU32D	BB	62.55	
SS45NU32D	NRP	62.55	
SS45NBU32D	NRP/BB	65.80	


Ball Bearing

NRP

Ball Bearing / NRP

CASE QTY
24 PR

MACHINE SCREW
#12x1/2"



Ball Bearing

NRP


Ball Bearing / NRP



## STAINLESS STEEL HINGES / SPECIAL FEATURES / US32D - BRUSHED FINISH

 4" x 4" / 5/8" Radius x Square Corners  
 Residential / Security


Part Number	Options	List Pair	WOOD SCREW
SS44058TA32D-LH	Sec	52.65	#10x3/4"
SS44058TA32D-RH	Sec	52.65	
			CASE QTY
			50 PR



Right - Hand

 4" x 4" x 5/8" Radius x Square Corners  
 Residential / Ball Bearing / Security

Part Number	Options	List Pair	WOOD SCREW
SS44058B32DLH-S	BB/Sec	57.95	#10x3/4"
SS44058B32DRH-S	BB/Sec	57.95	
			CASE QTY
			30 PR




Left - Hand

 4" x 4" x 5/8" Radius x Square Corners  
 Riveted NRP / TT

Part Number	Options	List Pair
SS44058TTNRP32D	NRP/TT	54.35


 4" x 4" x 5/8" Radius Corners  
 Residential / Ball Bearing / Security

Part Number	Options	List Pair	MACHINE SCREW	WOOD SCREW	CASE QTY
SS44R5BU32D-S	BB/Sec	57.95	#9x1/2"	#9x3/4"	30 PR




## 4 1/2" x 4 1/2" x 1/4" Radius Corners

Part Number	Options	List Pair	WOOD SCREW	MACHINE SCREW	CASE QTY
SS45R4SBU32D	BB/Sec	79.70	#12x1-1/4"	#12x1/2"	24 PR




## 4 1/2" x 4" x 1/4" Radius Corners

Part Number	Options	List Pair	WOOD SCREW	MACHINE SCREW	CASE QTY
SS4540R4BNUSPW	NRP/BB	79.70	#12x1-1/4"	#12x1/2"	24 PR


 5" x 5" Square Corners  
 Heavy Duty / Ball Bearing / Security


Part Number	Options	List Pair	WOOD SCREW	MACHINE SCREW	CASE QTY
SS55BBU15-SEC	BB/Sec	115.90			
SS55BBU32D-SEC	BB/Sec	97.45	#12x1-1/4"	#12x1/2"	24 PR



## STAINLESS STEEL HINGES / US32 - POLISHED FINISH


## 3" x 3" / Square Corners / Standard

Part Number	Options	List Pair	WOOD SCREW
SS33U32	Standard	31.05	#9x3/4"
			CASE QTY
			30 PR



## 3 1/2" x 3 1/2" / Square Corners / Standard

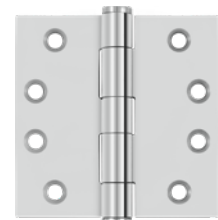
Part Number	Options	List Pair	WOOD SCREW
SS35U32	Standard	42.15	#10x1"
SS35BU32	BB	54.70	
			CASE QTY
			30 PR
			MACHINE SCREW
			#10x1/2"



- Ball Bearing
- NRP (Non-Removable Pin)
- Ball Bearing / NRP


## 4" x 4" / Square Corners / Standard

Part Number	Options	List Pair	WOOD SCREW
SS44U32	Standard	52.05	#12x1-1/4"
SS44BU32	BB	55.30	
SS44NBU32	NRP/BB	65.20	
			CASE QTY
			24 PR
			MACHINE SCREW
			#10x1/2"



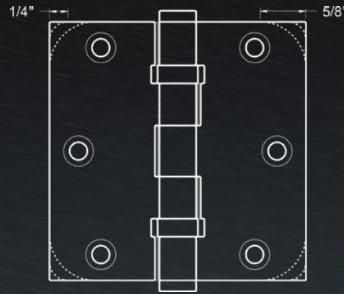
## 4 1/2" x 4 1/2" / Square Corners / Standard

Part Number	Options	List Pair	WOOD SCREW
SS45BU32	BB	71.10	#12x1-1/4"
SS45NBU32	NRP/BB	78.95	
			CASE QTY
			24 PR
			MACHINE SCREW
			#12x1/2"



### How to Determine the Radius of a Hinge

To determine if you have 1/4" or 5/8" radius corner hinge, measure the beginning of the curve to where the corner of the hinge would be if it were square.



### Location of Hinge on the Door

Upper hinge 5" from top jamb to top edge of barrel.  
 Bottom hinge 10" from bottom edge of barrel to finished floor.  
 Middle centered between top and bottom hinges.



Check out Deltana's corner chisel tool. See 12 - 4.

### How to Select the Proper Hinge Size

To choose the proper hinge size consider the following:

Thickness of Door	Width of Door	Height of Hinge
1-3/8" Door	To 32"	3-1/2"
1-3/8" Door	32" to 36"	4"
1-3/4" Door	To 36"	4-1/2"
1-3/4" Door	36" to 48"	5"
1-3/4" Door	Over 48"	6"
2", 2-1/4", 2-1/2" Door	To 42"	5" Commercial
2", 2-1/4", 2-1/2" Door	Over 42"	6" Commercial

### Number of Hinges per Door

As a general rule, you will want to use 1 hinge per every 30" of door or fraction thereof. Referring to door height:


Doors up to 60" need 2 hinges, doors over 60" but not over 90" need 3 hinges and doors over 90" but not over 120" need 4 hinges.

### NRP

A hinge equipped with a non-removable pin cannot be disassembled without first opening the hinge to reveal the set-screw embedded perpendicularly on its inside face.

These are commonly found on outswing exterior doors that require their pin barrels to be exposed on the outside of the installation.


If not available, the NRP feature can be added upon request.




## STEEL HINGES / FULL MORTISE / EXTRUDED

**3" x 3" / Square Corner / Residential**

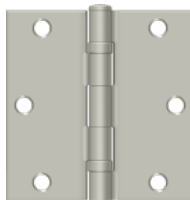
Part Number	Finish	List Pair	WOOD SCREW #9x3/4"
S33U3-R	US3	10.00	
S33U4-R	US4	7.45	
S33U5-R	US5	10.00	THICK 0.085"
S33U10B-R	US10B	10.00	
S33U15-R	US15	10.00	CASE QTY 50 PR
S33U26D-R	US26D	10.00	


**3 1/2" x 3 1/2" / Square Corner / Residential**

Part Number	Finish	List Pair	WOOD SCREW #9x3/4"
S35U1B-R	US1B	12.20	
S35U3-R	US3	12.20	
S35U4-R	US4	10.00	THICK 0.085"
S35U5-R	US5	12.20	
S35U10B-R	US10B	12.20	
S35U14-R	US14	12.20	CASE QTY 50 PR
S35U15-R	US15	12.20	
S35U15A-R	US15A	12.20	
S35U26-R	US26	12.20	
S35U26D-R	US26D	12.20	


**3 1/2" x 3 1/2" / Square Corner / Ball Bearing**


Part Number	Finish	List Pair	WOOD SCREW #9x3/4"
S35BBU1B-R	US1B	13.70	
S35BBU10B-R	US10B	13.70	
S35BBU14-R	US14	13.70	THICK 0.085"
S35BBU15-R	US15	13.70	
S35BBU26-R	US26	13.70	CASE QTY 50 PR


**3 1/2" x 3 1/2" x 1/4" Residential / Radius Corner / Ball Bearing**


Part Number	Finish	List Pair	WOOD SCREW #9x3/4"
S35R4BB3	US3	13.70	
S35R4BB4	US4	11.25	
S35R4BB5	US5	13.70	THICK 0.085"
S35R4BB10B	US10B	13.70	
S35R4BB14	US14	13.70	CASE QTY 50 PR
S35R4BB15	US15	13.70	
S35R4BB15A	US15A	13.70	
S35R4BB26	US26	13.70	
S35R4BB26D	US26D	13.70	


**3 1/2" x 3 1/2" x 1/4" Radius Corner / NRP**

Part Number	Finish	List Pair	WOOD SCREW #9x3/4"
S35R4N3	US3	13.10	
S35R4N5	US5	13.10	
S35R4N10B	US10B	13.10	THICK 0.085"
S35R4N15	US15	13.10	
S35R4N15A	US15A	13.10	CASE QTY 50 PR
S35R4N26	US26	13.10	
S35R4N26D	US26D	13.10	
S35R4N1B	US1B	13.10	


**3" x 3" x 1/4" Radius Corner / Residential**

Part Number	Finish	List Pair	WOOD SCREW #9x3/4"
S33R42D	US2D	7.45	
S33R4USPW	White	7.45	THICK 0.085"
			CASE QTY 50 PR


**3 1/2" x 3 1/2" / Square Corner / Heavy Duty**

Part Number	Finish	List Pair	WOOD SCREW #10x1"
S35HD1B	US1B	19.55	
S35HD3	US3	19.55	
S35HD5	US5	19.55	THICK 0.119"
S35HD10B	US10B	19.55	
S35HD15	US15	19.55	CASE QTY 50 PR
S35HD15A	US15A	19.55	
S35HD26	US26	19.55	
S35HD26D	US26D	19.55	
S35HDUSPW	White	13.80	


**3 1/2" x 3 1/2" x 1/4" Radius Corner / Heavy Duty**

Part Number	Finish	List Pair	WOOD SCREW #10x1"
S35R4HD1B	US1B	19.55	
S35R4HD3	US3	19.55	
S35R4HD5	US5	19.55	THICK 0.119"
S35R4HD10B	US10B	19.55	
S35R4HD15	US15	19.55	CASE QTY 50 PR
S35R4HD15A	US15A	19.55	
S35R4HD26	US26	19.55	
S35R4HD26D	US26D	19.55	


**3 1/2" x 3 1/2" x 1/4" Radius Corner / Residential**


Bulk Pack / Sold in Case Quantities Only			WOOD SCREW #9x3/4"
Part Number	Finish	List Pair	
S35R4BK1B	US1B	11.75	
S35R4BK2D-UN	US2D	8.75	THICK 0.085"
S35R4BK2D	US2D	8.75	
S35R4BK3	US3	11.75	CASE QTY 50 PR
S35R4BK3/4	US3/4	8.75	
S35R4BK4	US4	8.75	
S35R4BK5	US5	11.75	
S35R4BK10B	US10B	11.75	
S35R4BK15	US15	11.75	
S35R4BK15A	US15A	11.75	
S35R4BK26	US26	11.75	
S35R4BK26D	US26D	11.75	



Unassembled

**3 1/2" x 3 1/2" x 1/4" RC / Residential / Ball Tips**

Part Number	Finish	List Price Pair	WOOD SCREW #9x3/4"
S35R43-BT	US3	16.45	
S35R45-BT	US5	16.45	
S35R410B-BT	US10B	16.45	THICK 0.085"
S35R415-BT	US15	16.45	
S35R415A-BT	US15A	16.45	CASE QTY 50 PR
S35R426-BT	US26	16.45	
S35R426D-BT	US26D	16.45	





## STEEL HINGES / FULL MORTISE / EXTRUDED

## 3 1/2" x 3 1/2" x 1/4" Radius Corner / Residential

Part Number	Finish	List Pair	WOOD SCREW #9x3/4"
S35R41B	US1B	12.20	THICK 0.085"
S35R43	US3	12.20	
S35R44	US4	10.00	CASE QTY 50 PR
S35R45	US5	12.20	
S35R410B	US10B	12.20	
S35R414	US14	12.20	
S35R415	US15	12.20	
S35R415A	US15A	12.20	
S35R426	US26	12.20	
S35R426D	US26D	12.20	



## 3 1/2" x 3 1/2" x 5/8" Radius Corner / Residential

Part Number	Finish	List Pair	WOOD SCREW #9x3/4"
S35R51B	US1B	12.20	THICK 0.085"
S35R53	US3	12.20	
S35R54	US4	10.00	CASE QTY 50 PR
S35R55	US5	12.20	
S35R510B	US10B	12.20	
S35R514	US14	12.20	
S35R515	US15	12.20	
S35R515A	US15A	12.20	
S35R526	US26	12.20	
S35R526D	US26D	12.20	



## 3 1/2" x 3 1/2" x 5/8" Radius Corner / Residential

Bulk Pack / Sold in Case Quantities Only			WOOD SCREW #9x3/4"
Part Number	Finish	List Pair	
S35R5BK1B	US1B	11.75	THICK 0.085"
S35R5BK2D-UN	US2D	8.75	
S35R5BK2D	US2D	8.75	CASE QTY 50 PR
S35R5BK3	US3	11.75	
S35R5BK3/4	US3/4	8.75	
S35R5BK4	US4	8.75	
S35R5BK5	US5	11.75	
S35R5BK10B	US10B	11.75	
S35R5BK15	US15	11.75	
S35R5BK15A	US15A	11.75	
S35R5BK26	US26	11.75	
S35R5BK26D	US26D	11.75	
S35R5BKUSPW	White	8.75	



## 3 1/2" x 3 1/2" x 5/8" Radius Corner Residential / NRP

Part Number	Finish	List Pair	WOOD SCREW #9x3/4"
S35R5N1B	US1B	13.10	THICK 0.085"
S35R5N3	US3	13.10	
S35R5N5	US5	13.10	CASE QTY 50 PR
S35R5N10B	US10B	13.10	
S35R5N15	US15	13.10	
S35R5N15A	US15A	13.10	
S35R5N26	US26	13.10	
S35R5N26D	US26D	13.10	



Non-Removable Pin

Unassembled


## 3 1/2" x 3 1/2" x 5/8" Radius Corner / Heavy Duty

Part Number	Finish	List Pair	WOOD SCREW #10x1"
S35R5HD1B	US1B	19.55	THICK 0.119"
S35R5HD3	US3	19.55	
S35R5HD5	US5	19.55	CASE QTY 50 PR
S35R5HD10B	US10B	19.55	
S35R5HD15	US15	19.55	
S35R5HD15A	US15A	19.55	
S35R5HD26	US26	19.55	
S35R5HD26D	US26D	19.55	



## 3 1/2" x 3 1/2" x 5/8" Radius Corner Residential / Ball Tip

Part Number	Finish	List Pair	WOOD SCREW #9x3/4"
S35R53-BT	US3	16.45	THICK 0.085"
S35R55-BT	US5	16.45	
S35R510B-BT	US10B	16.45	CASE QTY 50 PR
S35R515-BT	US15	16.45	
S35R515A-BT	US15A	16.45	
S35R526-BT	US26	16.45	
S35R526D-BT	US26D	16.45	



## 3 1/2" x 3 1/2" x 5/8" Radius Corner Residential / Ball Bearing

Part Number	Finish	List Pair	WOOD SCREW #9x3/4"
S35R5BB3	US3	13.70	THICK 0.085"
S35R5BB4	US4	11.25	
S35R5BB5	US5	13.70	CASE QTY 50 PR
S35R5BB10B	US10B	13.70	
S35R5BB14	US14	13.70	
S35R5BB15	US15	13.70	
S35R5BB15A	US15A	13.70	
S35R5BB26	US26	13.70	
S35R5BB26D	US26D	13.70	



## 4" x 4" / Square Corners / Residential

Part Number	Finish	List Pair	WOOD SCREW #9x1"
S44U1B-R	US1B	13.80	THICK 0.085"
S44U3-R	US3	13.80	
S44U4-R	US4	12.20	CASE QTY 50 PR
S44U5-R	US5	13.80	
S44U10B-R	US10B	13.80	
S44U14-R	US14	13.80	
S44U15-R	US15	13.80	
S44U15A-R	US15A	13.80	
S44U26-R	US26	13.80	
S44U26D-R	US26D	13.80	




## STEEL HINGES / FULL MORTISE / EXTRUDED

## 4"x 4" / Square Corners / Heavy Duty

Part Number	Finish	List Pair	WOOD SCREW #12x1"
S44HD1B	US1B	20.80	
S44HD3	US3	20.80	
S44HD5	US5	20.80	
S44HD10B	US10B	20.80	
S44HD15	US15	20.80	
S44HD15A	US15A	20.80	
S44HD26	US26	20.80	
S44HD26D	US26D	20.80	
S44HDUSPW	White	15.30	

MACHINE SCREW #12x1/2"	THICK 0.129"	CASE QTY 30 PR



## 4"x 4" / Heavy Duty / Ball Bearing / Square Corners


Part Number	Finish	List Pair	WOOD SCREW #12x1"
S44HDBB1B	US1B	30.35	
S44HDBB3	US3	30.35	
S44HDBB4	US4	29.20	
S44HDBB5	US5	30.35	
S44HDBB10B	US10B	30.35	
S44HDBB15	US15	30.35	
S44HDBB15A	US15A	30.35	
S44HDBB26	US26	30.35	
S44HDBB26D	US26D	30.35	
S44HDBBUSPW	White	29.20	

MACHINE SCREW #12x1/2"	THICK 0.129"	CASE QTY 30 PR


 4"x 4" / Square Corners  
Special Features / Residential

Part Number	Finish	W Screw	List Pair
S44USPW-RS	White	#10x1"	12.40
S444BMS(Bulk)	US4	#9x3/4"	12.40


THICK 0.085"	CASE QTY 50 PR



## 4"x 4" / Square Corners / NRP

Part Number	Finish	W Screw	List Pair
S44NRP/USP	USP	#12x1/4"	19.90
S44NRP/US3	US3	#12x1/4"	19.90

CASE QTY 50 PR	THICK 0.129"



## 4"x 4"x 5/8" Radius Corners / Residential

Bulk Pack / Sold in Case Quantities Only				WOOD SCREW #9x3/4"
Part Number	Finish	List Pair		
S44R5BK1B	US1B	14.95		
S44R5BK2D	US2D	10.60		
S44R5BK2D-UN	US2D	10.60		
S44R5BK3	US3	14.95		
S44R5BK3/4	US3/4	10.60		
S44R5BK4	US4	10.60		
S44R5BK5	US5	14.95		
S44R5BK10B	US10B	14.95		
S44R5BK15	US15	14.95		
S44R5BK15A	US15A	14.95		
S44R5BK26	US26	14.95		
S44R5BK26D	US26D	14.95		
S44R5BKUSPW	White	10.60		


THICK 0.085"	CASE QTY 50 PR



## 4"x 4"x 5/8" Radius Corners / Residential

Part Number	Finish	List Pair	WOOD SCREW #9x1"
S44R51B	US1B	15.50	
S44R53	US3	15.50	
S44R54BM	US4	12.40	
S44R54BMS	US4	12.40	
S44R55	US5	15.50	
S44R510B	US10B	15.50	
S44R514	US14	15.50	
S44R515	US15	15.50	
S44R515A	US15A	15.50	
S44R526	US26	15.50	
S44R526D	US26D	15.50	
S44R5USPW	White	12.20	
S44R5USPWBMS	White	12.40	


THICK 0.085"	CASE QTY 50 PR



## 4"x 4"x 5/8" Radius Corners / Residential / Sec

Bulk Pack / Sold in Case Quantities Only				WOOD SCREW #9x3/4"
Part Number	Finish	List Pair		
S44R5BK1B-S	US1B	16.20		
S44R5BK2D-S	US2D	11.25		
S44R5BK4S	US4	11.25		
S44R5BK5S	US5	16.20		
S44R5BK10B-S	US10B	16.20		
S44R5BK15-S	US15	16.20		
S44R5BK26-S	US26	16.20		
S44R5BK26D-S	US26D	16.20		
S44R5BKUSPW-S	White	11.25		

THICK 0.085"	CASE QTY 50 PR



## 4"x 4"x 5/8" Radius Corner / NRP / Residential

Part Number	Finish	List Pair	WOOD SCREW #9x1"
S44R5N1B	US1B	19.90	
S44R5N3	US3	19.90	
S44R5N5	US5	19.90	
S44R5N10B	US10B	19.90	
S44R5N15	US15	19.90	
S44R5N15A	US15A	19.90	
S44R5N26	US26	19.90	
S44R5N26D	US26D	19.90	

THICK 0.085"	CASE QTY 50 PR



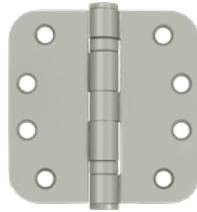
Benchmark  
 Unassembled

Benchmark  
 Benchmark, Security Tab

## STEEL HINGES / FULL MORTISE / EXTRUDED

## 4" x 4" x 5/8" Radius Corners / Heavy Duty / BB

Part Number	Finish	List Pair	WOOD SCREW #12x1"
S44R5HDB1B	US1B	30.35	
S44R5HDB3	US3	30.35	
S44R5HDB4	US4	29.20	MACHINE SCREW #12x1/2"
S44R5HDB5	US5	30.35	
S44R5HDB10B	US10B	30.35	THICK 0.129"
S44R5HDB15	US15	30.35	
S44R5HDB15A	US15A	30.35	
S44R5HDB26	US26	30.35	CASE QTY 30 PR
S44R5HDB26D	US26D	30.35	



## 4" x 4" x 5/8" Radius Corners / BB / Residential

Part Number	Finish	List Pair	WOOD SCREW #9x1"
S44R5BB3	US3	16.80	
S44R5BB4	US4	15.65	
S44R5BB5	US5	16.80	THICK 0.085"
S44R5BB10B	US10B	16.80	
S44R5BB15	US15	16.80	CASE QTY 50 PR
S44R5BB15A	US15A	16.80	
S44R5BB26	US26	16.80	
S44R5BB26D	US26D	16.80	




## 4" x 4" x 1/4" Radius Corner / Residential

Bulk Pack / Sold in Case Quantities Only			WOOD SCREW #9X3/4"
Part Number	Finish	List Pair	
S44R4BK2D	US2D	10.60	
S44R4BK3	US3	14.95	THICK 0.085"
S44R4BK3/4	US3/4	10.60	
S44R4BK3/4-UN	US3/4	10.60	CASE QTY 50 PR
S44R4BK4	US4	10.60	
S44R4BK4S	US4	11.25	
S44R4BK10B	US10B	14.95	
S44R4BK15	US15	14.95	
S44R4BK15A	US15A	14.95	
S44R4BK26	US26	14.95	
S44R4BK26D	US26D	14.95	




## 4" x 4" x 1/4" Radius Corner Residential / Box Pack

Part Number	Finish	List Pair	WOOD SCREW #9x1"
S44R41B	US1B	15.50	
S44R43	US3	15.50	
S44R44	US4	12.20	THICK 0.085"
S44R44S	US4	15.50	
S44R45	US5	15.50	
S44R410B	US10B	15.50	CASE QTY 50 PR
S44R414	US14	15.50	
S44R415	US15	15.50	
S44R415A	US15A	15.50	
S44R426	US26	15.50	
S44R426D	US26D	15.50	




## 4" x 4" x 5/8" Radius Corner Residential / Security Stud

Part Number	Finish	List Pair	WOOD SCREW #9x1"
S44R53-SEC	US3	19.90	
S44R55-SEC	US5	19.90	
S44R510B-SEC	US10B	19.90	THICK 0.085"
S44R515-SEC	US15	19.90	
S44R526-SEC	US26	19.90	CASE QTY 50 PR
S44R526D-SEC	US26D	19.90	




## 4" x 4" x 5/8" Radius Corners Residential / Ball Tips

Part Number	Finish	List Pair	WOOD SCREW #10x1"
S44R53-BT	US3	19.90	
S44R55-BT	US5	19.90	
S44R510B-BT	US10B	19.90	THICK 0.085"
S44R515-BT	US15	19.90	
S44R515A-BT	US15A	19.90	CASE QTY 50 PR
S44R526-BT	US26	19.90	
S44R526D-BT	US26D	19.90	




## 4" x 4" x 1/4" Radius Corner / NRP / Residential

Part Number	Finish	List Pair	WOOD SCREW #9x1"
S44R4N1B	US1B	19.90	
S44R4N3	US3	19.90	
S44R4N5	US5	19.90	THICK 0.085"
S44R4N10B	US10B	19.90	
S44R4N15	US15	19.90	CASE QTY 50 PR
S44R4N15A	US15A	19.90	
S44R4N26	US26	19.90	
S44R4N26D	US26D	19.90	



## 4" x 4" x 1/4" Radius Corner Residential / Ball Bearing

Part Number	Finish	List Pair	WOOD SCREW #9x1"
S44R4BB3	US3	16.80	
S44R4BB4	US4	15.65	
S44R4BB5	US5	16.80	THICK 0.085"
S44R4BB10B	US10B	16.80	
S44R4BB15	US15	16.80	CASE QTY 50 PR
S44R4BB15A	US15A	16.80	
S44R4BB26	US26	16.80	
S44R4BB26D	US26D	16.80	



Unassembled

Security Tab




## STEEL HINGES / FULL MORTISE / EXTRUDED

## 4"x 4"x 1/4" Radius Corner / Heavy Duty / NRP


Part Number	Finish	List Pair	WOOD SCREW #12x1"
S44R4HDN3	US3	30.35	
S44R4HDN5	US5	30.35	
S44R4HDN10B	US10B	30.35	MACHINE SCREW #12x1/2"
S44R4HDN15	US15	30.35	
S44R4HDN15A	US15A	30.35	THICK 0.129"
S44R4HDN26	US26	30.35	
S44R4HDN26D	US26D	30.35	CASE QTY 30 PR

Non-Removable Pin



## 4"x 4"x 1/4" Radius Corner / Heavy Duty

Part Number	Finish	List Pair	WOOD SCREW #12x1"
S44R4HD1B	US1B	22.40	
S44R4HD3	US3	22.40	
S44R4HD5	US5	22.40	MACHINE SCREW #12x1/2"
S44R4HD10B	US10B	22.40	
S44R4HD15	US15	22.40	THICK 0.129"
S44R4HD15A	US15A	22.40	
S44R4HD26	US26	22.40	
S44R4HD26D	US26D	22.40	CASE QTY 30 PR



## HD / 4"x 4"x 1/4" Radius Corner / BB


Part Number	Finish	List Pair	WOOD SCREW #12x1"
S44R4HDB1B	US1B	30.35	
S44R4HDB3	US3	30.35	
S44R4HDB5	US5	30.35	MACHINE SCREW #12x1/2"
S44R4HDB10B	US10B	30.35	
S44R4HDB15	US15	30.35	THICK 0.129"
S44R4HDB15A	US15A	30.35	
S44R4HDB26	US26	30.35	
S44R4HDB26D	US26D	30.35	CASE QTY 30 PR



## 4"x 4"x 1/4" Radius x Square Corners

Part Number	Option	Finish	List Pair
EN4404USPW-UN	Sec+Loc.Tab	White	11.50
DE4404TTUSP	Sec+Loc.Tab	White	11.50

WOOD SCREW #12x3/4"	THICK 0.085"	CASE QTY 50 PR




## 4"x 4"x 1/4" Radius Corner Residential / Ball Tip

Part Number	Finish	List Pair	WOOD SCREW #10x1"
S44R43-BT	US3	19.90	
S44R45-BT	US5	19.90	
S44R410B-BT	US10B	19.90	THICK 0.085"
S44R415-BT	US15	19.90	
S44R415A-BT	US15A	19.90	CASE QTY 50 PR
S44R426-BT	US26	19.90	
S44R426D-BT	US26D	19.90	



## 4"x 4"x 5/8" Radius x Square Corners / Steel Residential / Security Stud / 2 Aligners / TT

Bulk Pack / Sold in Case Quantities Only			SEC+LOC TAB
Part Number	Finish	List Pair	
DE44058TT2D	US2D	11.50	
DE44058TA2D-LH	US2D	11.50	THICK 0.085"
DE44058TA2D-RH	US2D	11.50	
DE44058TT3	US3	14.95	CASE QTY 50 PR
DE44058TA3/4-LH	US3/4	11.50	
DE44058TA3/4-RH	US3/4	11.50	WOOD SCREW #10x3/4"
DE44058TT4	US4	11.50	
DE44058TT5	US5	14.95	
DE44058TT10B	US10B	14.95	
DE44058TT15	US15	14.95	
DE44058TT15A	US15A	14.95	
DE44058TT26	US26	14.95	
DE44058TT26D	US26D	14.95	
DE44058TTUSPW	White	11.50	



## 4"x 4" / 5/8" Radius x Square Corners / Steel Residential / Security Stud

Bulk Pack / Sold in Case Quantities Only			SECURITY TAB
Part Number	Finish	List Pair	
S44058TTUSPW-LH	White	11.50	
S44058TTUSPW-RH	White	11.50	THICK 0.085"
S44058TT2D-LH	US2D	11.50	
S44058TT2D-R/H	US2D	11.50	CASE QTY 50 PR
S44058TT3/4-LH	US3/4	11.50	
S44058TT3/4-RH	US3/4	11.50	WOOD SCREW #10x3/4"
S44058TT4-UN	US4	14.95	
S44058TT10B-LH	US10B	14.95	
S44058TT10B-RH	US10B	14.95	
S44058TT15-L/H	US15	14.95	
S44058TT15-R/H	US15	14.95	
S44058TT15A-L/H	US15A	14.95	
S44058TT15A-R/H	US15A	14.95	
S44058TT26-LH	US26	14.95	
S44058TT26-RH	US26	14.95	
S44058TT26D-L/H	US26D	14.95	
S44058TT26D-R/H	US26D	14.95	
S44058TTNRPU15	US15	14.95	
S44058TTNRPUSPW	White	12.65	




- Unassembled
- Riveted Pin

## STEEL HINGES / FULL MORTISE / EXTRUDED

## Special Hinge for Fiber Glass Doors

4" x 4 1/4" x 5/8" Radius x Square Corners / NRP

Part Number	Finish	List Pair	THICK 0.092"	CASE QTY 50 PR
S41/4058TTNU15	US15	16.10		
S41/4058TTNUSPW	White	14.35		



S41/4058TTNU15

## 4 1/2" x 4 1/2" / Heavy Duty / Square Corners


Part Number	Finish	List Pair	WOOD SCREW #12x1 1/4"	MACHINE SCREW #12x1/2"	THICK 0.134"	CASE QTY 30 PR
S45U1B	US1B	26.10				
S45U3	US3	26.10				
S45U5	US5	26.10				
S45U10B	US10B	26.10				
S45U15	US15	26.10				
S45U15A	US15A	26.10				
S45U26	US26	26.10				
S45U26D	US26D	26.10				
S45USPW	White	22.40				



## Heavy Duty / Ball Bearing

4 1/2" x 4 1/2" / Square Corners / Steel

Part Number	Finish	List Pair	WOOD SCREW #12x1 1/4"	MACHINE SCREW #12x1/2"	THICK 0.134"	CASE QTY 30 PR
S45BBU1B	US1B	32.10				
S45BBU3	US3	32.10				
S45BBU5	US5	32.10				
S45BBU10B	US10B	32.10				
S45BBU15	US15	32.10				
S45BBU15A	US15A	32.10				
S45BBU26	US26	32.10				
S45BBU26D	US26D	32.10				
S45BBUSPW	White	26.10				



## Heavy Duty / Ball Bearing / NRP

4 1/2" x 4 1/2" / Square Corners / Steel


Part Number	Finish	List Pair	WOOD SCREW #12x1 1/4"	MACHINE SCREW #12x1/2"	THICK 0.134"	CASE QTY 30 PR
S45BBNU1B	US1B	34.85				
S45BBNU3	US3	34.85				
S45BBNU5	US5	34.85				
S45BBNU10B	US10B	34.85				
S45BBNU15	US15	34.85				
S45BBNU15A	US15A	34.85				
S45BBNU26	US26	34.85				
S45BBNU26D	US26D	34.85				
S45BBNUSPW	White	29.90				



Non-Removable Pin

## HD / 5" x 5" / Square Corners / BB

Part Number	Finish	List Pair	THICK 0.145"	CASE QTY 24 PR
S55BBUSPW	White	46.00		



## PINS FOR RESIDENTIAL STEEL

## Pin for 3 1/2" x 3 1/2"

Part Number	Finish	List Each
PIN-ST35U1B	US1B	2.55
PIN-ST35U3	US3	2.55
PIN-ST35U4	US4	2.55
PIN-ST35U5	US5	2.55
PIN-ST35U10B	US10B	2.55
PIN-ST35U15	US15	2.55
PIN-ST35U15A	US15A	2.55
PIN-ST35U26	US26	2.55
PIN-ST35U26D	US26D	2.55



## Pin for 4" x 4"


Part Number	Finish	List Price /Each
PIN-ST4U1B	US1B	3.15
PIN-ST4U3	US3	3.15
PIN-ST4U4	US4	3.15
PIN-ST4U5	US5	3.15
PIN-ST4U10B	US10B	3.15
PIN-ST4U15	US15	3.15
PIN-ST4U15A	US15A	3.15
PIN-ST4U26	US26	3.15
PIN-ST4U26D	US26D	3.15



## SPRING HINGES / SINGLE ACTION / STEEL

## 3 1/2" x 3 1/2" / Square Corner

Part Number	Finish	List Each	WOOD SCREW #9x3/4"
DSH35U1B	US1B	19.10	
DSH35U3	US3	19.10	
DSH35U4	US4	15.95	
DSH35U5	US5	19.10	
DSH35U10B	US10B	19.10	
DSH35U14	US14	19.10	
DSH35U15	US15	19.10	
DSH35U15A	US15A	19.10	
DSH35U26	US26	19.10	
DSH35U26D	US26D	19.10	
DSH35U32D	US32D	29.00	




## 3 1/2" x 3 1/2" x 1/4" Radius Corner

Part Number	Finish	List Each	WOOD SCREW #9x3/4"
DSH35R43	US3	19.10	
DSH35R43/4	US3/4	15.95	
DSH35R44	US4	15.95	
DSH35R45	US5	19.10	
DSH35R410B	US10B	19.10	
DSH35R414	US14	19.10	
DSH35R415	US15	19.10	
DSH35R415A	US15A	19.10	
DSH35R426	US26	19.10	
DSH35R426D	US26D	19.10	



## 3 1/2" x 3 1/2" x 5/8" Radius Corner

Part Number	Finish	List Each	WOOD SCREW #9x3/4"
DSH35R53	US3	19.10	
DSH35R53/4	US3/4	15.95	
DSH35R54	US4	15.95	
DSH35R55	US5	19.10	
DSH35R510B	US10B	19.10	
DSH35R514	US14	19.10	
DSH35R515	US15	19.10	
DSH35R515A	US15A	19.10	
DSH35R526	US26	19.10	
DSH35R526D	US26D	19.10	



## 4" x 4" / Square Corner

Part Number	Finish	List Each	WOOD SCREW #10x1"
DSH44U1B	US1B	21.35	
DSH44U3	US3	21.35	
DSH44U4	US4	18.45	
DSH44U5	US5	21.35	
DSH44U10B	US10B	21.35	
DSH44U14	US14	21.35	
DSH44U15	US15	21.35	
DSH44U15A	US15A	21.35	
DSH44U26	US26	21.35	
DSH44U26D	US26D	21.35	
DSH44USPW	White	18.45	
DSH44U32D	US32D	31.90	



## 4" x 4" x 1/4" Radius Corner

Part Number	Finish	List Each	WOOD SCREW #10x1"
DSH4R41B	US1B	21.35	
DSH4R42D	US2D	18.45	
DSH4R43	US3	21.35	
DSH4R44	US4	18.45	
DSH4R43/4	US3/4	18.45	
DSH4R45	US5	21.35	
DSH4R410B	US10B	21.35	
DSH4R414	US14	21.35	
DSH4R415	US15	21.35	
DSH4R415A	US15A	21.35	
DSH4R426	US26	21.35	
DSH4R426D	US26D	21.35	



## 4" x 4" x 5/8" Radius Corner / TT

Part Number	Finish	List Each	WOOD SCREW #10x1"
DSH4R52DT	US2D	18.45	
DSH4R53T	US3	21.35	
DSH4R54T	US4	18.45	
DSH4R55T	US5	21.35	
DSH4R510BT	US10B	21.35	
DSH4R515T	US15	21.35	
DSH4R515AT	US15A	21.35	
DSH4R526T	US26	21.35	
DSH4R526DT	US26D	21.35	



## 4" x 4" x 5/8" Radius Corner

Part Number	Finish	List Each	WOOD SCREW #10x1"
DSH4R51B	US1B	21.35	
DSH4R52D	US2D	18.45	
DSH4R52DBM	US2D	18.45	
DSH4R53/4	US3/4	18.45	
DSH4R53	US3	21.35	
DSH4R54-Z	US4	18.45	
DSH4R54BM	US4	18.45	
DSH4R55	US5	21.35	
DSH4R5USPW	White	18.45	
DSH4R5USPWBM	White	18.45	
DSH4R510B	US10B	21.35	
DSH4R514	US14	21.35	
DSH4R515	US15	21.35	
DSH4R515BM	US15	21.35	
DSH4R515A	US15A	21.35	
DSH4R526	US26	21.35	
DSH4R526D	US26D	21.35	



## 4 1/2" x 4 1/2" / Square Corner

Part Number	Finish	List Each	WOOD SCREW #12x1 1/4"
DSH45U1B	US1B	27.90	
DSH45U3	US3	27.90	
DSH45U4	US4	24.15	
DSH45U5	US5	27.90	
DSH45U10B	US10B	27.90	
DSH45U15	US15	27.90	
DSH45U15A	US15A	27.90	
DSH45U26	US26	27.90	
DSH45U26D	US26D	27.90	
DSH45USPW	White	24.15	
DSH45U32D	US32D	47.55	



Bench Mark  
 Stainless Steel

Bench Mark  
 Stainless Steel

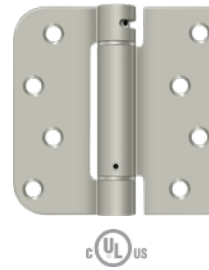


## SPRING HINGES / SINGLE ACTION / STEEL

## 4" x 4" x 5/8" Radius x Square TT

Part Number	Finish	List Each	WOOD SCREW #10x1"
DSH4R5TT2D	US2D	18.45	
DSH4R5TT4	US4	18.45	
DSH4SR52DBM	US2D	18.45	MACHINE SCREW #10x1/2"
DSH4SR510B-LH	US10B	21.35	
DSH4SR510B-RH	US10B	21.35	THICK 0.097"
DSH4SR515-LH	US15	21.35	
DSH4SR515-RH	US15	21.35	
DSH4SR5USPW-LH	White	18.45	CASE QTY 50 EA
DSH4SR5USPW-RH	White	18.45	

■ Bench Mark



## SPRING HINGE / DOUBLE ACTION / STEEL

## Floor Mounted / Solid Brass Cover Plates &amp; Trim

Part Number	Finish	List Each	DOOR THICKS 1 3/8" 1 3/4"	LOAD CAPACITY 90 LBS	CASE QTY 10 PCS
DASH95USP	USP	167.00			
DASH95U3	US3	167.00			
DASH95U5	US5	167.00			
DASH95U10B	US10B	167.00			
DASH95U15	US15	167.00			
DASH95U15A	US15A	167.00			
DASH95U26	US26	167.00			
DASH95U26D	US26D	167.00			
DASH95CR003	CR003	180.90			

Note: Package includes hinge base, cover plates (2), back plate, pivot and screws



- Adjustable Tension
- Holds Open at 85 ~ 90 degrees
- Universal Handing
- Floor Mounted
- Maximum Door Weight 90 LBS
- Fits doors 1 3/8" ~ 1 3/4"

## Top Pivot

## For Double Action Spring Hinge / Steel

Part Number	List Each
DASH95TP	7.45



## Jamb Bracket

## For Double Action Spring Hinge / Solid Brass

Part Number	Finish	List Each
JB-DASH95USP	USP	25.30
JB-DASH95U3	US3	25.30
JB-DASH95U5	US5	25.30
JB-DASH95U10B	US10B	25.30
JB-DASH95U15	US15	25.30
JB-DASH95U15A	US15A	25.30
JB-DASH95U26	US26	25.30
JB-DASH95U26D	US26D	25.30
JB-DASH95CR003	CR003	25.30



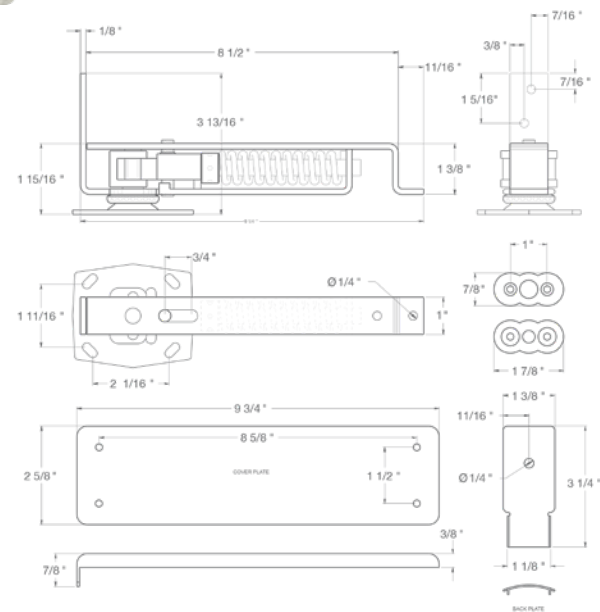
## Cover Plate

## For Double Action Spring Hinge / Solid Brass

Part Number	Finish	List Each
DASHCPU3	US3	31.75
DASHCPU5	US5	31.75
DASHCPU10B	US10B	31.75
DASHCPU15	US15	31.75
DASHCPU15A	US15A	31.75
DASHCPU26	US26	31.75
DASHCPU26D	US26D	31.75
DASHCP003	CR003	34.40



## DASH95 Schematics



## Back Plate


## For Double Action Spring Hinges / Steel

Part Number	Finish	List Each
DASHBPU3	US3	5.75
DASHBPU5	US5	5.75
DASHBPU10B	US10B	5.75
DASHBPU15	US15	5.75
DASHBPU15A	US15A	5.75
DASHBPU26	US26	5.75
DASHBPU26D	US26D	5.75



# Bolts

	Pages
Extension Flush Bolts.....	4 - 2
Flush Bolts.....	4 - 3
Mortise Bolt.....	4 - 3
Offset Surface Bolts.....	4 - 4
Surface Bolts.....	4 - 5
Modern Offset Surface Bolts.....	4 - 6
Modern Surface Bolts.....	4 - 7
Concealed Screw Surface Bolts.....	4 - 8
Dutch Door Quadrant.....	4 - 9
Dutch Door Bolt.....	4 - 9
Barrel Bolts, Solid Brass.....	4 - 9
Spring Bolt, Stainless Steel.....	4 - 9
Barrel Bolts, Stainless Steel.....	4 - 10
Security Bolts, HD Stainless Steel.....	4 - 10



► Custom finish plating available.

# BOLTS

Beautiful Modern &amp; Traditional Options

## EXTENSION FLUSH BOLTS / SOLID BRASS & ZINC

### 12" Extension Bolt / 6 3/4" x 1"

Part Number	Finish	List Each
12EFB3-UNL	US3-UNL	38.00
12EFB3	US3	38.00
12EFB5	US5	39.00
12EFB10B	US10B	39.00
12EFB14	US14	39.00
12EFB15	US15	39.00
12EFB15A	US15A	39.00
12EFB19	US19	39.00
12EFB26	US26	39.00
12EFB26D	US26D	39.00
12EFBCR003	CR003	43.50

ROD EXTENSION	BOX QTY
12"	2 PC

### 18" Extension Bolt / 6 3/4" x 1"

Part Number	Finish	List Each
18EFB3-UNL	US3-UNL	38.00
18EFB3	US3	38.00
18EFB5	US5	39.00
18EFB10B	US10B	39.00
18EFB14	US14	39.00
18EFB15	US15	39.00
18EFB15A	US15A	39.00
18EFB19	US19	39.00
18EFB26	US26	39.00
18EFB26D	US26D	39.00
18EFBCR003	CR003	43.50

ROD EXTENSION	BOX QTY
18"	2 PC

### 24" Extension Bolt / 6 3/4" x 1"

Part Number	Finish	List Each
24EFB3-UNL	US3-UNL	38.00
24EFB3	US3	38.00
24EFB5	US5	39.00
24EFB10B	US10B	39.00
24EFB14	US14	39.00
24EFB15	US15	39.00
24EFB15A	US15A	39.00
24EFB19	US19	39.00
24EFB26	US26	39.00
24EFB26D	US26D	39.00
24EFBCR003	CR003	43.50

ROD EXTENSION	BOX QTY
24"	2 PC

### 39" Extension Bolt / 6 3/4" x 1"

Part Number	Finish	List Each
39EFB3-UNL	US3-UNL	38.00
39EFB3	US3	38.00
39EFB5	US5	39.00
39EFB10B	US10B	39.00
39EFB14	US14	39.00
39EFB15	US15	39.00
39EFB15A	US15A	39.00
39EFB19	US19	39.00
39EFB26	US26	39.00
39EFB26D	US26D	39.00
39EFBCR003	CR003	43.50

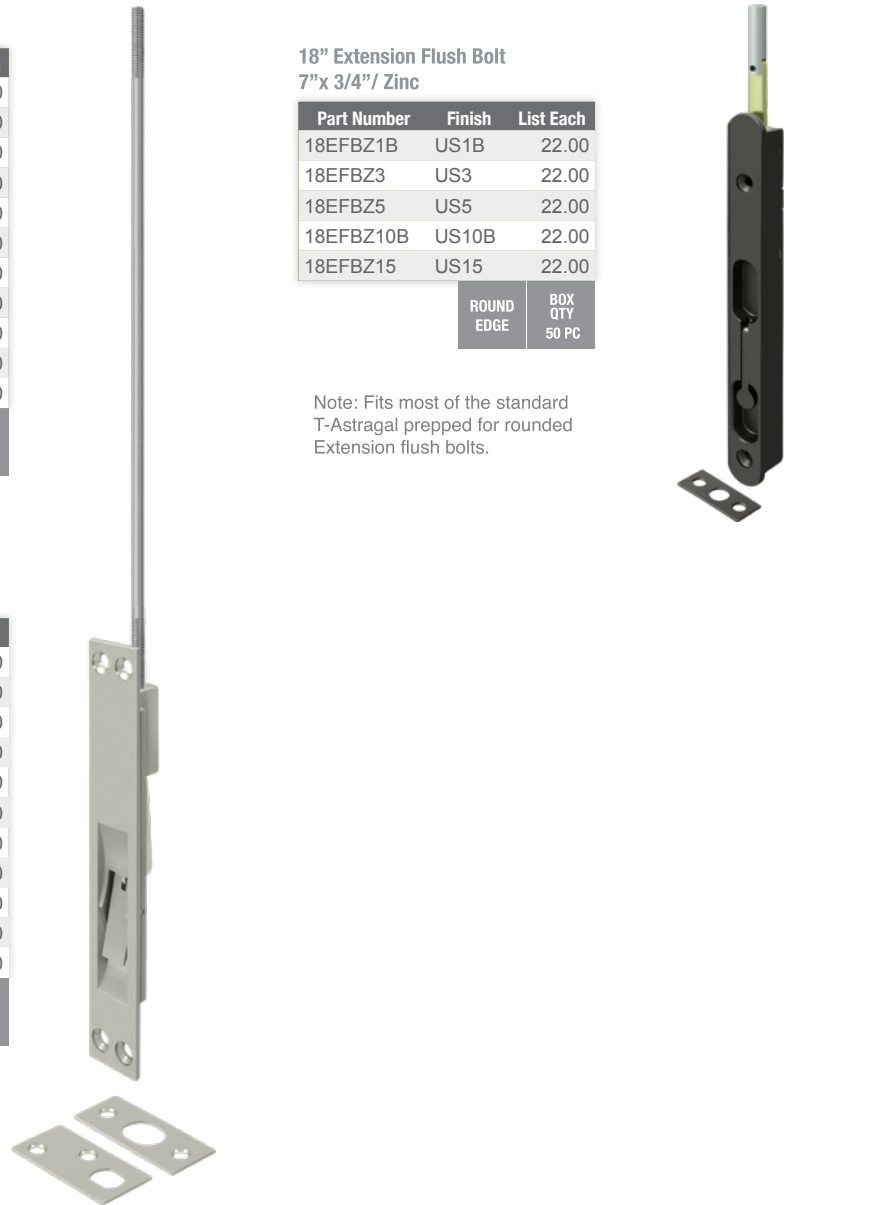
ROD EXTENSION	BOX QTY
39"	2 PC

### 18" Extension Flush Bolt 7" x 3/4" / Zinc

Part Number	Finish	List Each
18EFBZ1B	US1B	22.00
18EFBZ3	US3	22.00
18EFBZ5	US5	22.00
18EFBZ10B	US10B	22.00
18EFBZ15	US15	22.00

ROUND EDGE	BOX QTY
	50 PC

Note: Fits most of the standard T-Astragal prepped for rounded Extension flush bolts.





## FLUSH BOLTS / SOLID BRASS &amp; ZINC

**4" Flush Bolt / 4"x 3/4"x 1/8" / Solid Brass**

Part Number	Finish	List Each	SQUARE EDGE
4FBS3	US3	17.00	BOX QTY 10 PC
4FBS5	US5	18.00	
4FBS10B	US10B	18.00	
4FBS15	US15	18.00	THROW 3/4"
4FBS15A	US15A	18.00	
4FBS19	US19	18.00	
4FBS26	US26	18.00	
4FBS26D	US26D	18.00	
4FBSCR003	CR003	21.00	


**6" Flush Bolt / 6"x 3/4"x 1/8" / Solid Brass**

Part Number	Finish	List Each	SQUARE EDGE
6FBS3-UNL	US3-UNL	25.00	BOX QTY 15 PC
6FBS3	US3	25.00	
6FBS5	US5	27.00	
6FBS10B	US10B	27.00	THROW 1"
6FBS15	US15	27.00	
6FBS15A	US15A	27.00	
6FBS19	US19	27.00	
6FBS26	US26	27.00	
6FBS26D	US26D	27.00	
6FBSCR003	CR003	33.00	
6FBS32D	US32D	29.00	

**SS**

Stainless Steel


**6" Flush Bolt / 6"x 3/4"x 1/8" / Solid Brass**

Part Number	Finish	List Each	ROUND EDGE
6FBR3	US3	25.00	BOX QTY 15 PC
6FBR5	US5	27.00	
6FBR10B	US10B	27.00	
6FBR15	US15	27.00	THROW 1"
6FBR15A	US15A	27.00	
6FBR19	US19	27.00	
6FBR26	US26	27.00	
6FBR26D	US26D	27.00	
6FBR003	CR003	33.00	


**7" Flush Bolt / 7"x 3/4"x 1/8" / Solid Brass**


Part Number	Finish	List Each	ROUND EDGE
7FBR3	US3	28.00	BOX QTY 15 PC
7FBR5	US5	32.90	
7FBR10B	US10B	32.90	
7FBR15	US15	32.90	THROW 1"
7FBR15A	US15A	32.90	
7FBR19	US19	32.90	
7FBR26	US26	32.90	
7FBR26D	US26D	32.90	
7FBRCR003	CR003	37.95	


**7" Flush Bolt / 7"x 3/4"x 1/8" / Zinc**

Part Number	Finish	List Each	ROUND EDGE
7FBZ1B	US1B	18.00	BOX QTY 50 PC
7FBZ3	US3	18.00	
7FBZ5	US5	18.00	
7FBZ10B	US10B	18.00	THROW 3/4"
7FBZ15	US15	18.00	


**2 1/2" Mortise Bolt / Solid Brass**

Part Number	Finish	List Each	BOX QTY 15 PC
MB175U3	US3	13.30	CASE QTY 150 PC
MB175U5	US5	14.50	
MB175U10B	US10B	14.50	
MB175U15	US15	14.50	THROW 7/16"
MB175U15A	US15A	14.50	
MB175U19	US19	14.50	BACK SET 1-3/4"
MB175U26	US26	14.50	
MB175U26D	US26D	14.50	
MB175CR003	CR003	15.70	



## OFFSET SURFACE BOLTS / HEAVY DUTY / SOLID BRASS

## 10" Offset Surface Bolt

Part Number	Finish	List Each	CASE QTY 30 PC
FPG103	US3	71.25	
FPG105	US5	83.30	
FPG1010B	US10B	83.30	
FPG1014	US14	83.30	
FPG1015	US15	83.30	
FPG1015A	US15A	83.30	
FPG1019	US19	83.30	
FPG1026	US26	83.30	
FPG1026D	US26D	83.30	
FPG10CR003	CR003	86.95	



All surface bolts include 3 strikes:  
Universal, Mortise and Angle strikes with matching solid brass screws that are packaged in individual poly bags.

The surface bolt is designed with a unique ball bearing tension system that will hold the bolt in place in any position.

Width of Bolt: 5/8" diameter, half-round rod  
Width of Guide: 1 1/2"  
Diameter of Knob: 1 1/4"

## 18" Offset Surface Bolt

Part Number	Finish	List Each	CASE QTY 30 PC
FPG183	US3	108.65	
FPG185	US5	115.90	
FPG1810B	US10B	115.90	
FPG1815	US15	115.90	
FPG1815A	US15A	115.90	
FPG1819	US19	115.90	
FPG1826	US26	115.90	
FPG1826D	US26D	115.90	



## 26" Offset Surface Bolt

Part Number	Finish	List Each	CASE QTY 20 PC
FPG263	US3	136.45	
FPG265	US5	152.15	
FPG2610B	US10B	152.15	
FPG2615	US15	152.15	
FPG2615A	US15A	152.15	
FPG2619	US19	152.15	
FPG2626	US26	152.15	
FPG2626D	US26D	152.15	
FPG26CR003	CR003	171.45	



## 42" Offset Surface Bolt

Part Number	Finish	List Each	CASE QTY 10 PC
FPG423	US3	200.45	
FPG425	US5	224.60	
FPG4210B	US10B	224.60	
FPG4215	US15	224.60	
FPG4215A	US15A	224.60	
FPG4219	US19	224.60	
FPG4226	US26	224.60	
FPG4226D	US26D	224.60	
FPG42CR003	CR003	253.55	



## Additional Sizes by Special Order

Part Number	Finish	Size	List Each	CASE QTY 30 PC
FPG610B/B	US10B/B	6"x 5/8"	72.45	
FPG1210B	US10B	12"x 5/8"	106.25	
FPG1226	US26	12"x 5/8"	107.45	
FPG2410B	US10B	24"x 5/8"	144.90	




Mortise Strike    Angle Strike    Universal Strike

All Strikes and mounting screws are included in the same finish as your bolt.

## Square Knob / Solid Brass

Part Number	Finish	List Each
KBSU3	US3	11.40
KBSU5	US5	12.65
KBSU10B	US10B	12.65
KBSU14	US14	12.65
KBSU15	US15	12.65
KBSU15A	US15A	12.65
KBSU19	US19	12.65
KBSU26	US26	12.65
KBSU26D	US26D	12.65
KBSCR003	CR003	14.55



Square Knob Width: 1 1/8"

## Surface Bolt Accessories, Sold Separately

## Offset Heavy Duty Strike / Solid Brass

Part Number	Finish	List Each
FPGHDBU5	US5	12.10
FPGHDBU10B	US10B	12.10
FPGHDBU14	US14	12.10
FPGHDBU15	US15	12.10
FPGHDBU15A	US15A	12.10
FPGHDBU26	US26	12.10
FPGHDBCR003	CR003	13.30



## SURFACE BOLTS / HEAVY DUTY / SOLID BRASS

## 6" Surface Bolt

Part Number	Finish	List Each	BOX QTY
6SB3-UNL	US3-UNL	51.85	4 PC
6SB3	US3	51.85	
6SB5	US5	58.20	
6SB10B	US10B	58.20	CASE QTY 40 PC
6SB14	US14	58.20	
6SB15	US15	58.20	
6SB15A	US15A	58.20	
6SB19	US19	58.20	
6SB26	US26	58.20	
6SB26D	US26D	58.20	
6SB003	CR003	67.05	



## 8" Surface Bolt

Part Number	Finish	List Each	BOX QTY
8SB3-UNL	US3-UNL	60.70	10 PC
8SB3	US3	60.70	
8SB5	US5	69.60	
8SB10B	US10B	69.60	CASE QTY 30 PC
8SB15	US15	69.60	
8SB15A	US15A	69.60	
8SB19	US19	69.60	
8SB26	US26	69.60	
8SB26D	US26D	69.60	
8SB003	CR003	78.45	



## 12" Surface Bolt

Part Number	Finish	List Each	BOX QTY
12SB3-UNL	US3-UNL	78.00	10 PC
12SB3	US3	78.00	
12SB5	US5	87.00	
12SB10B	US10B	87.00	CASE QTY 30 PC
12SB14	US14	87.00	
12SB15	US15	87.00	
12SB15A	US15A	87.00	
12SB19	US19	87.00	
12SB26	US26	87.00	
12SB26D	US26D	87.00	
12SB003	CR003	99.00	



## 18" Surface Bolt

Part Number	Finish	List Each	BOX QTY
18SB3-UNL	US3-UNL	100.00	10 PC
18SB3	US3	100.00	
18SB5	US5	108.80	
18SB10B	US10B	108.80	CASE QTY 30 PC
18SB15	US15	108.80	
18SB15A	US15A	108.80	
18SB19	US19	108.80	
18SB26	US26	108.80	
18SB26D	US26D	108.80	
18SB003	CR003	120.20	



## 24" Surface Bolt

Part Number	Finish	List Each	BOX QTY
24SB3-UNL	US3-UNL	115.10	10 PC
24SB3	US3	115.10	
24SB5	US5	129.05	
24SB10B	US10B	129.05	CASE QTY 30 PC
24SB15	US15	129.05	
24SB15A	US15A	129.05	
24SB19	US19	129.05	
24SB26	US26	129.05	
24SB26D	US26D	129.05	
24SB003	CR003	148.00	




Mortise Strike    Angle Strike    Universal Strike

All Strikes and mounting screws are included in the same finish as your bolt.

## Surface Bolt Accessories Sold Separately

## Square Knob / Solid Brass

Part Number	Finish	List Each
KBSU3	US3	11.40
KBSU5	US5	12.65
KBSU10B	US10B	12.65
KBSU14	US14	12.65
KBSU15	US15	12.65
KBSU15A	US15A	12.65
KBSU19	US19	12.65
KBSU26	US26	12.65
KBSU26D	US26D	12.65
KBSCR003	CR003	14.55



Square Knob Width: 1 1/8"



## MODERN OFFSET SURFACE BOLTS / HEAVY DUTY / SOLID BRASS

**10" Modern Offset Surface Bolt**

Part Number	Finish	List Each
FPGM103-UNL	US3-UNL	101.20
FPGM103	US3	101.20
FPGM105	US5	107.50
FPGM1010B	US10B	107.50
FPGM1015	US15	107.50
FPGM1019	US19	107.50
FPGM1026	US26	107.50
FPGM1026D	US26D	107.50

CASE QTY	CASE WEIGHT
30 PC	42 LB


**18" Modern Offset Surface Bolt**


Part Number	Finish	List Each
FPGM183-UNL	US3-UNL	132.80
FPGM183	US3	132.80
FPGM185	US5	145.50
FPGM1810B	US10B	145.50
FPGM1815	US15	145.50
FPGM1819	US19	145.50
FPGM1826	US26	145.50
FPGM1826D	US26D	145.50

CASE QTY	CASE WEIGHT
30 PC	61 LB


**26" Modern Offset Surface Bolt**

Part Number	Finish	List Each
FPGM263-UNL	US3-UNL	164.45
FPGM263	US3	164.45
FPGM265	US5	177.10
FPGM2610B	US10B	177.10
FPGM2615	US15	177.10
FPGM2619	US19	177.10
FPGM2626	US26	177.10
FPGM2626D	US26D	177.10


CASE QTY	CASE WEIGHT
20 PC	52 LB


**42" Modern Offset Surface Bolt**

Part Number	Finish	List Each	CASE QTY	CASE WEIGHT
FPGM4210B	US10B	271.95	10 PC	41 LB
FPGM4215	US15	271.95		
FPGM4219	US19	271.95		
FPGM4226D	US26D	271.95		



Angle Strike



Mortise Strike




Universal Strike

All Strikes and mounting screws are included in the same finish as your bolt.

## MODERN SURFACE BOLTS / HEAVY DUTY / SOLID BRASS

**6" Modern Surface Bolt**

Part Number	Finish	List Each	CASE QTY 30 PC
6SBMU3-UNL	US3-UNL	68.30	
6SBMU3	US3	68.30	CASE WEIGHT 34 LB
6SBMU5	US5	75.90	
6SBMU10B	US10B	75.90	
6SBMU15	US15	75.90	
6SBMU19	US19	75.90	
6SBMU26	US26	75.90	
6SBMU26D	US26D	75.90	


**8" Modern Surface Bolt**

Part Number	Finish	List Each	CASE QTY 30 PC
8SBMU3-UNL	US3-UNL	78.45	
8SBMU3	US3	78.45	CASE WEIGHT 38 LB
8SBMU5	US5	86.00	
8SBMU10B	US10B	86.00	
8SBMU15	US15	86.00	
8SBMU19	US19	86.00	
8SBMU26	US26	86.00	
8SBMU26D	US26D	86.00	


**12" Modern Surface Bolt**

Part Number	Finish	List Each	CASE QTY 30 PC
12SBMU3-UNL	US3-UNL	93.60	
12SBMU3	US3	93.60	CASE WEIGHT 45 LB
12SBMU5	US5	102.45	
12SBMU10B	US10B	102.45	
12SBMU15	US15	102.45	
12SBMU19	US19	102.45	
12SBMU26	US26	102.45	
12SBMU26D	US26D	102.45	


**18" Modern Surface Bolt**

Part Number	Finish	List Each	CASE QTY 30 PC
18SBMU3-UNL	US3-UNL	121.45	
18SBMU3	US3	121.45	CASE WEIGHT 62 LB
18SBMU5	US5	136.60	
18SBMU10B	US10B	136.60	
18SBMU15	US15	136.60	
18SBMU19	US19	136.60	
18SBMU26	US26	136.60	
18SBMU26D	US26D	136.60	


**24" Modern Surface Bolt**

Part Number	Finish	List Each	CASE QTY 10 PC
24SBMU3-UNL	US3-UNL	141.70	
24SBMU3	US3	141.70	CASE WEIGHT 50 LB
24SBMU5	US5	156.85	
24SBMU10B	US10B	156.85	
24SBMU15	US15	156.85	
24SBMU19	US19	156.85	
24SBMU26	US26	156.85	
24SBMU26D	US26D	156.85	



All Strikes and mounting screws are included in the same finish as your bolt.



Angle Strike



Mortise Strike



Universal Strike

**CONCEALED SCREW SURFACE BOLTS / SOLID BRASS**
**2"**

Part Number	Finish	List Each	BOX QTY
2SBCS3	US3	15.20	25 PC
2SBCS5	US5	16.45	CASE QTY 125 PC
2SBCS10B	US10B	16.45	
2SBCS15	US15	16.45	
2SBCS15A	US15A	16.45	
2SBCS19	US19	16.45	
2SBCS26	US26	16.45	
2SBCS26D	US26D	16.45	
2SBCS003	CR003	17.70	



Concealed Screw Surface Bolts and matching hardware are packed in individual poly bags.

Each Concealed Screw Surface Bolt includes 3 strikes: Universal, Mortise and Angle strikes with matching solid brass Phillip's head screws.

Knob diameter: 5/8"

Fully concealed screw design improves security and appearance.

The surface bolt is designed with a unique ball bearing tension system that will hold the bolt in place in any position.

**4"**

Part Number	Finish	List Each	BOX QTY
4SBCS3	US3	19.00	20 PC
4SBCS5	US5	20.25	CASE QTY 100 PC
4SBCS10B	US10B	20.25	
4SBCS15	US15	20.25	
4SBCS15A	US15A	20.25	
4SBCS19	US19	20.25	
4SBCS26	US26	20.25	
4SBCS26D	US26D	20.25	
4SBCS003	CR003	21.50	



Angle Strike

Universal Strike

Mortise Strike

**6"**

Part Number	Finish	List Each	BOX QTY
6SBCS3	US3	20.25	15 PC
6SBCS5	US5	24.05	CASE QTY 75 PC
6SBCS10B	US10B	24.05	
6SBCS15	US15	24.05	
6SBCS15A	US15A	24.05	
6SBCS19	US19	24.05	
6SBCS26	US26	24.05	
6SBCS26D	US26D	24.05	
6SBCS003	CR003	27.85	


**8"**

Part Number	Finish	List Each	BOX QTY
8SBCS3	US3	25.30	10 PC
8SBCS5	US5	30.35	CASE QTY 50 PC
8SBCS10B	US10B	30.35	
8SBCS15	US15	30.35	
8SBCS15A	US15A	30.35	
8SBCS19	US19	30.35	
8SBCS26	US26	30.35	
8SBCS26D	US26D	30.35	
8SBCS003	CR003	34.15	


**12"**

Part Number	Finish	List Each	BOX QTY
12SBCS3	US3	32.90	10 PC
12SBCS5	US5	36.70	CASE QTY 50 PC
12SBCS10B	US10B	36.70	
12SBCS15	US15	36.70	
12SBCS15A	US15A	36.70	
12SBCS19	US19	36.70	
12SBCS26	US26	36.70	
12SBCS26D	US26D	36.70	
12SBCS003	CR003	39.20	





## DUTCH DOOR QUADRANT &amp; DUTCH DOOR BOLT / SOLID BRASS

**Dutch Door Quadrant / Heavy Duty**  
 4 3/8"x 4 1/4" / Solid Brass

Part Number	Finish	List Each	BOX QTY 5 PC
DDQ56U3	US3	71.30	
DDQ56U5	US5	80.50	
DDQ56U10B	US10B	80.50	
DDQ56U15	US15	80.50	
DDQ56U15A	US15A	80.50	
DDQ56U19	US19	80.50	
DDQ56U26	US26	80.50	
DDQ56U26D	US26D	80.50	
DDQ56CR003	CR003	92.00	
			CASE QTY 50 PC
			CASE WEIGHT 40 LB


**Dutch Door Bolt / 4 1/4"x 1 1/2"**


Part Number	Finish	List Each	BOX QTY 10 PC
DDB425U3	US3	37.95	
DDB425U5	US5	40.50	
DDB425U10B	US10B	40.50	
DDB425U15	US15	40.50	
DDB425U15A	US15A	40.50	
DDB425U19	US19	40.50	
DDB425U26	US26	40.50	
DDB425U26D	US26D	40.50	
DDB425CR003	CR003	43.00	
			CASE QTY 50 PC
			CASE WEIGHT 25 LB



## BARREL BOLTS / SOLID BRASS

**2" Barrel Bolt / Solid Brass**

Part Number	Finish	List Each	BOX QTY 25 PC
2BBU3	US3	8.85	
2BBU5	US5	10.10	
2BBU10B	US10B	10.10	
2BBU15	US15	10.10	
2BBU15A	US15A	10.10	
2BBU19	US19	10.10	
2BBU26	US26	10.10	
2BBU26D	US26D	10.10	
2BBUCR003	CR003	11.40	


**3" Barrel Bolt / Solid Brass**


Part Number	Finish	List Each	BOX QTY 25 PC
3BBU3	US3	11.40	
3BBU5	US5	12.65	
3BBU10B	US10B	12.65	
3BBU15	US15	12.65	
3BBU15A	US15A	12.65	
3BBU19	US19	12.65	
3BBU26	US26	12.65	
3BBU26D	US26D	12.65	
3BBUCR003	CR003	13.90	



## SPRING BOLT / STAINLESS STEEL

**Spring Bolt / 3 1/2" / Stainless Steel**

Part Number	Finish	List Each	BOX QTY 15 PC
SB35U32D	US32D	34.50	
			CASE QTY 75 PC




The Stainless Steel Deltana Spring Bolt has been designed for a smoother action compared to traditional spring loaded bolts while remaining highly resistant to tarnishing.

**BARREL BOLTS / STAINLESS STEEL**


---

**Barrel Bolts / Stainless Steel / US32D**


Part Number	Size	List Each	BOX QTY 10 PC	CASE QTY 100 PC
4BB32D	4"	25.30		
6BB32D	6"	33.35		
8BB32D	8"	44.85		
10BB32D	10"	55.20		
12BB32D	12"	59.80		


**SECURITY BOLTS / HEAVY DUTY / STAINLESS STEEL**


---

**Security Bolt / Heavy Duty / Stainless Steel**

Part Number	Dimensions	List Each
6SSB32D	6"x 3/4"	58.20
8SSB32D	8"x 3/4"	63.25
10SSB32D	10"x 3/4"	74.75
12SSB32D	12"x 3/4"	88.55



## Bumpers & Stops

	Pages
Magnetic Door Holder / Stop.....	5 - 2
Baseboard Door Bumpers.....	5 - 2
Universal Floor Bumpers.....	5 - 4
Wall Mount Bumpers.....	5 - 5
Floor Door Bumpers.....	5 - 5
Flush Mount Bumpers.....	5 - 7
Kickdown Holders.....	5 - 8
Dome Stops & Magnetic Dome Stop.....	5 - 8
Hinge Pin Stops.....	5 - 8
Extended Button Tip.....	5 - 9
Overhead Door Stop & Holder.....	5 - 9
Crash Chain.....	5 - 9
Transom Chain.....	5 - 9
Security Pin.....	5 - 9



 Custom finish plating available.



# BUMPERS & STOPS

New Modern Options Available

## MAGNETIC DOOR STOP & HOLDERS / BASEBOARD DOOR BUMPERS / SOLID BRASS

### 2" Modern Door Holder / Magnetic

Part Number	Finish	List Each	BOX QTY
MDHMU19	US19	41.05	1 PC
MDHMU32D	US32D	41.05	
			CASE QTY
			50 PC



### 3" Stop & Holder / Magnetic

Part Number	Finish	List Each	BOX QTY
MDH30U3	US3	34.15	10 PC
MDH30U5	US5	36.70	
MDH30U10B	US10B	36.70	
MDH30U15	US15	36.70	
MDH30U15A	US15A	36.70	
MDH30U19	US19	36.70	
MDH30U26	US26	36.70	
MDH30U26D	US26D	36.70	
MDH30CR003	CR003	39.20	
			CASE QTY
			100 PC



### 3 1/2" Stop & Holder / Magnetic

Part Number	Finish	List Each	BOX QTY
MDH35U3	US3	49.50	5 PC
MDH35U5	US5	54.35	
MDH35U10B	US10B	54.35	
MDH35U15	US15	54.35	
MDH35U15A	US15A	54.35	
MDH35U19	US19	54.35	
MDH35U26	US26	54.35	
MDH35U26D	US26D	54.35	
MDH35CR003	CR003	59.15	
			CASE QTY
			50 PC



### 2 1/2" Flush Stop & Holder / Magnetic

Part Number	Finish	List Each	BOX QTY
MDHF25U3	US3	47.10	10 PC
MDHF25U5	US5	49.50	
MDHF25U10B	US10B	49.50	
MDHF25U15	US15	49.50	
MDHF25U15A	US15A	49.50	
MDHF25U19	US19	49.50	
MDHF25U26	US26	49.50	
MDHF25U26D	US26D	49.50	
MDHF25CR003	CR003	54.35	
			CASE QTY
			100 PC



### 2 1/2" Flush Stop & Holder / Card Pack

Part Number	Finish	List Each
MDHF25BP3	US3	49.50
MDHF25BP5	US5	51.90
MDHF25BP10B	US10B	51.90
MDHF25BP15	US15	51.90
MDHF25BP26	US26	51.90




## BASEBOARD DOOR BUMPERS / SOLID BRASS

### 4" Modern Square

#### Baseboard Bumper / Solid Brass


Part Number	Finish	List Each	BOX QTY
BDSS40U3-UNL	US3-UNL	22.75	20 PC
BDSS40U4	US4	25.30	
BDSS40U10B	US10B	25.30	
BDSS40U14	US14	25.30	
BDSS40U15	US15	25.30	
BDSS40U26	US26	25.30	
			CASE QTY
			100 PC



### 4" Contemporary Half-Cylinder Tip

#### Baseboard Bumper / Solid Brass

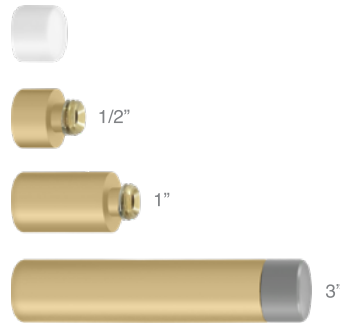
Part Number	Finish	List Each	BOX QTY
BDSR40U3-UNL	US3-UNL	28.35	15 PC
BDSR40U4	US4	30.90	
BDSR40U10B	US10B	30.90	
BDSR40U14	US14	30.90	
BDSR40U15	US15	30.90	
BDSR40U26	US26	30.90	
			CASE QTY
			75 PC



## BASEBOARD DOOR BUMPERS


## 4 1/2" Extendable Baseboard Door Bumper

Part Number	Finish	List Each	BOX QTY
BDS450U3	US3	23.40	25 PC
BDS450U4	US4	24.65	
BDS450U5	US5	24.65	CASE QTY
BDS450U10B	US10B	24.65	100 PC
BDS450U14	US14	24.65	
BDS450U15	US15	24.65	FULL LENGTH
BDS450U15A	US15A	24.65	4 1/2"
BDS450U19	US19	24.65	
BDS450U26	US26	24.65	
BDS450U26D	US26D	24.65	
BDS450CR003	CR003	27.85	



## 3 1/2" Baseboard Door Bumper / Solid Brass

Part Number	Finish	List Each	BOX QTY
BDH35U3	US3	34.15	10 PC
BDH35U5	US5	36.70	
BDH35U10B	US10B	36.70	CASE QTY
BDH35U15	US15	36.70	50 PC
BDH35U15A	US15A	36.70	
BDH35U19	US19	36.70	
BDH35U26	US26	36.70	
BDH35U26D	US26D	36.70	
BDH35CR003	CR003	39.20	



## 3 1/4" Baseboard Door Bumpers / Solid Brass

Part Number	Finish	List Each	BOX QTY
BDS30U3-UNL	US3-UNL	11.50	10 PC
BDS30U3	US3	11.50	
BDS30U4	US4	12.65	CASE QTY
BDS30U5	US5	12.65	200 PC
BDS30U10B	US10B	12.65	
BDS30U14	US14	12.65	
BDS30U15	US15	12.65	
BDS30U15A	US15A	12.65	
BDS30U19	US19	12.65	
BDS30U26	US26	12.65	
BDS30U26D	US26D	12.65	
BDS30CR003	CR003	13.90	



Black Rubber Tip Available

## 1 3/8" Baseboard Door Bumpers / Solid Brass

Part Number	Finish	List Each	BOX QTY
BDS125U3	US3	7.25	40 PC
BDS125U5	US5	8.45	
BDS125U10B	US10B	8.45	CASE QTY
BDS125U15	US15	8.45	400 PC
BDS125U15A	US15A	8.45	
BDS125U19	US19	8.45	
BDS125U26	US26	8.45	
BDS125U26D	US26D	8.45	
BDS125CR003	CR003	9.65	



## 4" Baseboard Door Bumpers / Solid Brass

Part Number	Finish	List Each	BOX QTY
BDS425U3-UNL	US3-UNL	14.05	10 PC
BDS425U3	US3	14.05	
BDS425U5	US5	15.45	CASE QTY
BDS425U10B	US10B	15.45	200 PC
BDS425U14	US14	15.45	
BDS425U15	US15	15.45	
BDS425U15A	US15A	15.45	
BDS425U19	US19	15.45	
BDS425U26	US26	15.45	
BDS425U26D	US26D	15.45	
BDS425CR003	CR003	18.35	



Black Rubber Tip Available

## 3" Baseboard Door Bumper / Steel Spring

Part Number	Finish	List Each	BOX QTY
SDS3U3	US3	1.40	50 PC
SDS3U5	US5	1.40	
SDS3U26	US26	1.40	CASE QTY
			500 PC



Black Rubber Tip Available

## 3" Baseboard Door Bumper / Zinc Rigid

Part Number	Finish	List Each	BOX QTY
ZBDS30U3	US3	3.40	50 PC
ZBDS30U5	US5	3.40	
ZBDS30U10B	US10B	3.40	CASE QTY
ZBDS30U15	US15	3.40	500 PC
ZBDS30U15A	US15A	3.40	
ZBDS30U26	US26	3.40	
ZBDS30U26D	US26D	3.40	



Black Rubber Tip Available

## 3 3/4" Baseboard Door Bumper Steel Spring / Heavy Duty

Part Number	Finish	List Each	BOX QTY
SDS375U3	US3	1.95	50 PC
SDS375U5	US5	1.95	
SDS375U10B	US10B	1.95	CASE QTY
SDS375U14	US14	1.95	500 PC
SDS375U15	US15	1.95	
SDS375U15A	US15A	1.95	
SDS375U26	US26	1.95	



## UNIVERSAL FLOOR BUMPERS / SOLID BRASS


## 3-1/2" Round Decorative Floor Bumper

Part Number	Finish	List Each	BOX QTY 5 PC
UFBD3505U3	US3	53.15	
UFBD3505U3-UNL	US3-UNL	53.15	
UFBD3505U4	US4	55.65	
UFBD3505U5	US5	55.65	
UFBD3505U10B	US10B	55.65	
UFBD3505U14	US14	55.65	
UFBD3505U15	US15	55.65	
UFBD3505U15A	US15A	55.65	
UFBD3505U19	US19	55.65	
UFBD3505U26	US26	55.65	
UFBD3505U26D	US26D	55.65	
UFBD3505CR003	CR003	60.70	



## 2-1/2" Square Universal Floor Bumper

Part Number	Finish	List Each	BOX QTY 5 PC
UFBS25U3-UNL	US3-UNL	70.85	
UFBS25U4	US4	75.90	
UFBS25U10B	US10B	75.90	
UFBS25U14	US14	75.90	
UFBS25U15	US15	75.90	
UFBS25U26	US26	75.90	



## 3" Round Universal Floor Bumper

Part Number	Finish	List Each	BOX QTY 5 PC
UFB6000U3	US3	41.75	
UFB6000U3-UNL	US3-UNL	41.75	
UFB6000U4	US4	44.30	
UFB6000U5	US5	44.30	
UFB6000U10B	US10B	44.30	
UFB6000U14	US14	44.30	
UFB6000U15	US15	44.30	
UFB6000U15A	US15A	44.30	
UFB6000U19	US19	44.30	
UFB6000U26	US26	44.30	
UFB6000U26D	US26D	44.30	
UFB6000CR003	CR003	48.05	



## 2" Flat Universal Floor Bumper

Part Number	Finish	List Each	BOX QTY 15 PC
UFB5000U3-UNL	US3-UNL	26.55	
UFB5000U3	US3	26.55	
UFB5000U4	US4	29.10	
UFB5000U5	US5	29.10	
UFB5000U10B	US10B	29.10	
UFB5000U14	US14	29.10	
UFB5000U15	US15	29.10	
UFB5000U15A	US15A	29.10	
UFB5000U19	US19	29.10	
UFB5000U26	US26	29.10	
UFB5000U26D	US26D	29.10	
UFB5000CR003	CR003	30.35	




## 3" Round Universal Floor Bumper

Part Number	Finish	List Each	BOX QTY 5 PC
UFB7500U3-UNL	US3-UNL	59.45	
UFB7500U4	US4	63.25	
UFB7500U10B	US10B	63.25	
UFB7500U14	US14	63.25	
UFB7500U15	US15	63.25	
UFB7500U26	US26	63.25	



## 1 3/8" Square Universal Floor Bumper

Part Number	Finish	List Each	BOX QTY 10 PC
UFBBS138U3-UNL	US3-UNL	30.35	
UFBBS138U3	US3	30.35	
UFBBS138U4	US4	32.90	
UFBBS138U5	US5	32.90	
UFBBS138U10B	US10B	32.90	
UFBBS138U14	US14	32.90	
UFBBS138U15	US15	32.90	
UFBBS138U15A	US15A	32.90	
UFBBS138U19	US19	32.90	
UFBBS138U26	US26	32.90	
UFBBS138U26D	US26D	32.90	
UFBBS138CR003	CR003	35.40	



## 1 1/2" Flat Universal Floor Bumper

Part Number	Finish	List Each	BOX QTY 20 PC
UFB4505U3	US3	22.75	
UFB4505U3-UNL	US3-UNL	22.75	
UFB4505U4	US4	25.30	
UFB4505U5	US5	25.30	
UFB4505U10B	US10B	25.30	
UFB4505U14	US14	25.30	
UFB4505U15	US15	25.30	
UFB4505U15A	US15A	25.30	
UFB4505U19	US19	25.30	
UFB4505U26	US26	25.30	
UFB4505U26D	US26D	25.30	
UFB4505CR003	CR003	29.75	



## 2" Universal Floor Bumper / Card Pack

Part Number	Finish	List Each
UFB5000BP3	US3	30.35
UFB5000BP5	US5	32.90
UFB5000BP10B	US10B	32.90
UFB5000BP15	US15	32.90
UFB5000BP26	US26	32.90





## UNIVERSAL FLOOR BUMPERS / SOLID BRASS

## 1 5/8" Dome Universal Floor Bumper

Part Number	Finish	List Each	BOX QTY
UFBD4505U3	US3	25.95	20 PC
UFBD4505U5	US5	27.20	
UFBD4505U10B	US10B	27.20	CASE QTY
UFBD4505U15	US15	27.20	100 PC
UFBD4505U15A	US15A	27.20	
UFBD4505U19	US19	27.20	CASE WEIGHT
UFBD4505U26	US26	27.20	40 LB
UFBD4505U26D	US26D	27.20	
UFBD4505CR003	CR003	29.75	



## 2 1/8" Dome Universal Floor Bumper

Part Number	Finish	List Each	BOX QTY
UFBD5000U3	US3	28.45	15 PC
UFBD5000U5	US5	29.75	
UFBD5000U10B	US10B	29.75	CASE QTY
UFBD5000U15	US15	29.75	75 PC
UFBD5000U15A	US15A	29.75	
UFBD5000U19	US19	29.75	CASE WEIGHT
UFBD5000U26	US26	29.75	42 LB
UFBD5000U26D	US26D	29.75	
UFBD5000CR003	CR003	31.65	



## 1 5/8" Pattern Universal Floor Bumper

Part Number	Finish	List Each	BOX QTY
UFBP4505U3	US3	25.95	20 PC
UFBP4505U5	US5	27.20	
UFBP4505U10B	US10B	27.20	CASE QTY
UFBP4505U15	US15	27.20	100 PC
UFBP4505U15A	US15A	27.20	
UFBP4505U19	US19	27.20	CASE WEIGHT
UFBP4505U26	US26	27.20	40 LB
UFBP4505U26D	US26D	27.20	
UFBP4505CR003	CR003	29.75	



## 2 1/8" Pattern Universal Floor Bumper

Part Number	Finish	List Each	BOX QTY
UFBP5000U3	US3	28.45	15 PC
UFBP5000U5	US5	29.75	
UFBP5000U10B	US10B	29.75	CASE QTY
UFBP5000U15	US15	29.75	75 PC
UFBP5000U15A	US15A	29.75	
UFBP5000U19	US19	29.75	CASE WEIGHT
UFBP5000U26	US26	29.75	42 LB
UFBP5000U26D	US26D	29.75	
UFBP5000CR003	CR003	31.65	



## WALL MOUNT BUMPERS / SOLID BRASS


## 3 5/8" Projection

Part Number	Finish	List Each	BOX QTY
DSW325U3	US3	50.60	5 PC
DSW325U5	US5	53.15	
DSW325U10B	US10B	53.15	CASE QTY
DSW325U15	US15	53.15	25 PC
DSW325U15A	US15A	53.15	
DSW325U19	US19	53.15	CASE WEIGHT
DSW325U26	US26	53.15	29 LB
DSW325U26D	US26D	53.15	
DSW325CR003	CR003	56.90	



## 3 5/8" Projection / With Holder


Part Number	Finish	List Each	BOX QTY
SAHW325U3	US3	53.15	5 PC
SAHW325U5	US5	55.65	
SAHW325U10B	US10B	55.65	CASE QTY
SAHW325U15	US15	55.65	25 PC
SAHW325U15A	US15A	55.65	
SAHW325U19	US19	55.65	CASE WEIGHT
SAHW325U26	US26	55.65	33 LB
SAHW325U26D	US26D	55.65	
SAHW325CR003	CR003	59.45	



## FLOOR DOOR BUMPERS


## 1-1/4" Contemporary Floor Door Bumper

Part Number	Finish	List Each	BOX QTY
FDB125U3-UNL	US3-UNL	21.50	20 PC
FDB125U3	US3	21.50	
FDB125U4	US4	22.75	CASE QTY
FDB125U5	US5	22.75	100 PC
FDB125U10B	US10B	22.75	
FDB125U14	US14	22.75	SOLID BRASS
FDB125U15	US15	22.75	
FDB125U15A	US15A	22.75	
FDB125U19	US19	22.75	
FDB125U26	US26	22.75	
FDB125U26D	US26D	22.75	
FDB125CR003	CR003	25.30	



## 2-1/2" Contemporary Floor Door Bumper

Part Number	Finish	List Each	BOX QTY
FDB250U3-UNL	US3-UNL	51.60	5 PC
FDB250U3	US3	51.60	
FDB250U4	US4	55.55	CASE QTY
FDB250U5	US5	55.55	25 PC
FDB250U10B	US10B	55.55	
FDB250U14	US14	55.55	SOLID BRASS
FDB250U15	US15	55.55	
FDB250U15A	US15A	55.55	
FDB250U19	US19	55.55	
FDB250U26	US26	55.55	
FDB250U26D	US26D	55.55	
FDB250CR003	CR003	59.50	



## FLOOR DOOR BUMPERS / SOLID BRASS

**1 3/8" Floor Door Bumper**

Part Number	Finish	List Each	BOX QTY
FDB138U3	US3	13.30	20 PC
FDB138U3-UNL	US3-UNL	13.30	
FDB138U5	US5	14.50	CASE QTY
FDB138U10B	US10B	14.50	200 PC
FDB138U14	US14	14.50	
FDB138U15	US15	14.50	CASE WEIGHT
FDB138U15A	US15A	14.50	33 LB
FDB138U19	US19	14.50	
FDB138U26	US26	14.50	SOLID BRASS
FDB138U26D	US26D	14.50	
FDB138CR003	CR003	15.70	


**2 1/8" Floor Door Bumper**

Part Number	Finish	List Each	BOX QTY
FDB218U3	US3	29.10	10 PC
FDB218U3-UNL	US3-UNL	29.10	
FDB218U5	US5	31.65	CASE QTY
FDB218U10B	US10B	31.65	50 PC
FDB218U15	US15	31.65	
FDB218U15A	US15A	31.65	CASE WEIGHT
FDB218U19	US19	31.65	26 LB
FDB218U26	US26	31.65	SOLID BRASS
FDB218U26D	US26D	31.65	
FDB218CR003	CR003	34.15	


**2 7/8" Floor Door Bumper**


Part Number	Finish	List Each	BOX QTY
FDB278U3	US3	30.35	10 PC
FDB278U3-UNL	US3-UNL	30.35	
FDB278U5	US5	32.90	CASE QTY
FDB278U10B	US10B	32.90	50 PC
FDB278U14	US14	32.90	
FDB278U15	US15	32.90	CASE WEIGHT
FDB278U15A	US15A	32.90	26 LB
FDB278U19	US19	32.90	SOLID BRASS
FDB278U26	US26	32.90	
FDB278U26D	US26D	32.90	
FDB278CR003	CR003	35.40	


**6" Heavy Duty Floor Bumper / With Holder**

Part Number	Finish	List Each	BOX QTY
DSF630U3	US3	122.70	1 PC
DSF630U5	US5	129.05	
DSF630U10B	US10B	129.05	CASE QTY
DSF630U15	US15	129.05	10 PC
DSF630U15A	US15A	129.05	
DSF630U19	US19	129.05	CASE WEIGHT
DSF630U26	US26	129.05	26 LB
DSF630U26D	US26D	129.05	
DSF630CR003	CR003	136.60	


**1-3/4" Modern Door Bumper**

Part Number	Finish	List Each
FDBB134U19	US19	30.35
FDBB134U32	US32	30.35
FDBB134U32D	US32D	30.35

 STAINLESS  
STEEL

**6" Heavy Duty Floor Bumper**


Part Number	Finish	List Each	BOX QTY
DSF600U3	US3	116.40	1 PC
DSF600U5	US5	122.70	
DSF600U10B	US10B	122.70	CASE QTY
DSF600U15	US15	122.70	10 PC
DSF600U15A	US15A	122.70	
DSF600U19	US19	122.70	CASE WEIGHT
DSF600U26	US26	122.70	24 LB
DSF600U26D	US26D	122.70	
DSF600CR003	CR003	130.30	


**8" Heavy Duty Floor Bumper / With Holder**

Part Number	Finish	List Each	BOX QTY
DSF830U3	US3	149.25	1 PC
DSF830U10B	US10B	154.35	
DSF830U15	US15	154.35	CASE QTY
DSF830U26	US26	154.35	10 PC
			CASE WEIGHT
			30 LB


**8" Heavy Duty Floor Bumper**

Part Number	Finish	List Each	BOX QTY
DSF800U3	US3	136.60	1 PC
DSF800U10B	US10B	141.70	
DSF800U15	US15	141.70	CASE QTY
DSF800U26	US26	141.70	10 PC



## FLOOR DOOR BUMPERS / SOLID BRASS

## 3 3/4" Heavy Duty Floor Bumper / With Holder

Part Number	Finish	List Each	BOX QTY
SAHF358U3	US3	63.25	5 PC
SAHF358U5	US5	67.05	
SAHF358U10B	US10B	67.05	CASE QTY
SAHF358U15	US15	67.05	25 PC
SAHF358U15A	US15A	67.05	
SAHF358U19	US19	67.05	CASE WEIGHT
SAHF358U26	US26	67.05	33 LB
SAHF358U26D	US26D	67.05	
SAHF358CR003	CR003	74.65	



## 3" Heavy Duty Floor Bumper

Part Number	Finish	List Each	BOX QTY
DSF3225U3	US3	53.15	5 PC
DSF3225U5	US5	56.90	
DSF3225U10B	US10B	56.90	CASE QTY
DSF3225U15	US15	56.90	25 PC
DSF3225U15A	US15A	56.90	
DSF3225U19	US19	56.90	CASE WEIGHT
DSF3225U26	US26	56.90	25 LB
DSF3225U26D	US26D	56.90	
DSF3225CR003	CR003	62.00	



## 3 3/4" Cement Mount Heavy Duty Floor Bumper / With Holder

Part Number	Finish	List Each	CASE QTY
DSF444U3	US3	63.25	5 PC
DSF444U5	US5	67.05	
DSF444U10B	US10B	67.05	CASE QTY
DSF444U15	US15	67.05	25 PC
DSF444U15A	US15A	67.05	
DSF444U19	US19	67.05	CASE WEIGHT
DSF444U26	US26	67.05	33 LB
DSF444U26D	US26D	67.05	
DSF444CR003	CR003	75.90	



## FLUSH BUMPERS / WALL MOUNT

## 2 3/8" Concave Flush Bumper / Solid Brass

Part Number	Finish	List Each	BOX QTY
WB238U3	US3	16.45	50 PC
WB238U5	US5	17.70	
WB238U10B	US10B	17.70	CASE QTY
WB238U15	US15	17.70	150 PC
WB238U15A	US15A	17.70	
WB238U26	US26	17.70	CASE WEIGHT
WB238U26D	US26D	17.70	40 LB
WB238CR003	CR003	20.25	



## 2 1/2" Convex Flush Bumper / Steel

Part Number	Finish	List Each	BOX QTY
WBC250U3	US3	8.20	50 PC
WBC250U5	US5	8.85	
WBC250U10B	US10B	8.85	CASE QTY
WBC250U15	US15	8.85	200 PC
WBC250U15A	US15A	8.85	
WBC250U26	US26	8.85	CASE WEIGHT
WBC250CR003	CR003	10.10	40 LB
SS WBC250U32D	US32D	8.85	



SS Stainless Steel


## 2 3/8" Convex Flush Bumper / Solid Brass

Part Number	Finish	List Each	BOX QTY
WBC238U3	US3	16.45	50 PC
WBC238U5	US5	17.70	
WBC238U10B	US10B	17.70	CASE QTY
WBC238U15	US15	17.70	150 PC
WBC238U15A	US15A	17.70	
WBC238U26	US26	17.70	CASE WEIGHT
WBC238U26D	US26D	17.70	40 LB
WBC238CR003	CR003	20.25	




## 1 7/8" Flush Bumper / Solid Brass

Part Number	Finish	List Each	BOX QTY
WB178U3	US3	11.40	20 PC
WB178U5	US5	12.65	
WB178U10B	US10B	12.65	CASE QTY
WB178U15	US15	12.65	200 PC
WB178U15A	US15A	12.65	
WB178U26	US26	12.65	CASE WEIGHT
WB178U26D	US26D	12.65	24 LB
WB178CR003	CR003	13.90	



## 2 1/2" Concave Flush Bumper / Steel

Part Number	Finish	List Each	BOX QTY
WB250U3	US3	7.85	50 PC
WB250U5	US5	8.45	
WB250U10B	US10B	8.45	CASE QTY
WB250U15	US15	8.45	200 PC
WB250U15A	US15A	8.45	
WB250U26	US26	8.45	CASE WEIGHT
WB250CR003	CR003	9.65	40 LB
SS WB250U32D	US32D	8.45	



## 1" Flush Bumper / Solid Brass

Part Number	Finish	List Each	BOX QTY
WB100U3	US3	5.75	50 PC
WB100U5	US5	6.90	
WB100U10B	US10B	6.90	CASE QTY
WB100U15	US15	6.90	500 PC
WB100U15A	US15A	6.90	
WB100U19	US19	6.90	CASE WEIGHT
WB100U26	US26	6.90	24 LB
WB100U26D	US26D	6.90	
WB100CR003	CR003	10.10	





## KICKDOWN HOLDERS / SOLID BRASS

## DOME STOPS / SOLID BRASS

## 4" Kickdown Holder

Part Number	Finish	List Each	BOX QTY
DHK4U3	US3	30.35	10 PC
DHK4U5	US5	32.90	CASE QTY 50 PC
DHK4U10B	US10B	32.90	
DHK4U15	US15	32.90	CASE WEIGHT 31 LB
DHK4U15A	US15A	32.90	
DHK4U19	US19	32.90	
DHK4U26	US26	32.90	
DHK4U26D	US26D	32.90	
DHK4CR003	CR003	36.70	



## 5" Kickdown Holder

Part Number	Finish	List Each	BOX QTY
DHK5U3	US3	32.90	10 PC
DHK5U5	US5	35.40	CASE QTY 50 PC
DHK5U10B	US10B	35.40	
DHK5U15	US15	35.40	CASE WEIGHT 26 LB
DHK5U15A	US15A	35.40	
DHK5U19	US19	35.40	
DHK5U26	US26	35.40	
DHK5U26D	US26D	35.40	
DHK5CR003	CR003	37.95	



## 7" Heavy Duty Kickdown Holder

Part Number	Finish	List Each	BOX QTY
DHK7U3	US3	60.70	5 PC
DHK7U5	US5	65.80	CASE QTY 25 PC
DHK7U10B	US10B	65.80	
DHK7U15	US15	65.80	CASE WEIGHT 31 LB
DHK7U26	US26	65.80	
DHK7U26D	US26D	65.80	
DHK7CR003	CR003	65.80	



3" Extension


## 1" Low Profile Dome Stop

Part Number	Finish	List Each	BOX QTY
DSL316U3	US3	10.75	10 PC
DSL316U5	US5	12.00	CASE QTY 200 PC
DSL316U10B	US10B	12.00	
DSL316U14	US14	12.00	CASE WEIGHT 38 LB
DSL316U15	US15	12.00	
DSL316U15A	US15A	12.00	
DSL316U19	US19	12.00	
DSL316U26	US26	12.00	
DSL316U26D	US26D	12.00	
DSL316CR003	CR003	13.90	



## 1 3/8" High Profile Dome Stop

Part Number	Finish	List Each	BOX QTY
DSHP916U3	US3	13.90	10 PC
DSHP916U5	US5	15.20	CASE QTY 200 PC
DSHP916U10B	US10B	15.20	
DSHP916U15	US15	15.20	CASE WEIGHT 46 LB
DSHP916U15A	US15A	15.20	
DSHP916U19	US19	15.20	
DSHP916U26	US26	15.20	
DSHP916U26D	US26D	15.20	
DSHP916CR003	CR003	16.45	



## 1 3/8" Magnetic Dome Stop &amp; Catch

Part Number	Finish	List Each	BOX QTY
DSM125U3	US3	40.50	10 PC
DSM125U5	US5	44.30	CASE QTY 100 PC
DSM125U10B	US10B	44.30	
DSM125U15	US15	44.30	CASE WEIGHT 38 LB
DSM125U15A	US15A	44.30	
DSM125U19	US19	44.30	
DSM125U26	US26	44.30	
DSM125U26D	US26D	44.30	
DSM125CR003	CR003	46.80	
SS DSM125U32	US32	44.30	CASE WEIGHT 38 LB
SS DSM125U32D	US32D	44.30	



SS

SS Stainless Steel

## KICKDOWN HOLDERS &amp; HINGE PIN STOPS / SOLID BRASS

## For Solid Brass &amp; Steel Residential Hinges

Part Number	Finish	List Each	BOX QTY
HP70U3-UNL	US3-UNL	8.60	30 PC
HP70U3	US3	8.60	CASE QTY 300 PC
HP70U4	US4	9.50	
HP70U5	US5	9.50	CASE WEIGHT 30 LB
HP70U10B	US10B	9.50	
HP70U14	US14	9.50	
HP70U15	US15	9.50	
HP70U15A	US15A	9.50	
HP70U19	US19	9.50	
HP70U26	US26	9.50	CASE WEIGHT 31 LB
HP70U26D	US26D	9.50	
HP70CR003	CR003	10.10	



## For Solid Brass &amp; Steel Residential Hinges

Part Number	Finish	List Each	BOX QTY
HPA69U3	US3	11.40	25 PC
HPA69U5	US5	12.65	CASE QTY 250 PC
HPA69U10B	US10B	12.65	
HPA69U14	US14	12.65	CASE WEIGHT 31 LB
HPA69U15	US15	12.65	
HPA69U15A	US15A	12.65	
HPA69U19	US19	12.65	
HPA69U26	US26	12.65	
HPA69U26D	US26D	12.65	
HPA69CR003	CR003	13.90	



## HINGE PIN STOPS &amp; EXTENDED BUTTON TIP


## Hinge Pin Stop / Hinge Mounted / Zinc Die-Cast

Part Number	Finish	List Each	BOX QTY
ZHP70U3	US3	3.40	50 PC
ZHP70U5	US5	3.40	
ZHP70U10B	US10B	3.40	CASE QTY
ZHP70U15	US15	3.40	500 PC
ZHP70U15A	US15A	3.40	
ZHP70U26	US26	3.40	CASE WEIGHT
ZHP70U26D	US26D	3.40	34 LB



## For Solid Brass Hinges

Part Number	Finish	List Each
HPSS70U3-UNL	US3-UNL	5.05
HPSS70U3	US3	5.05
HPSS70U4	US4	5.05
HPSS70U5	US5	5.05
HPSS70U10B	US10B	5.05
HPSS70U14	US14	5.05
HPSS70U15	US15	5.05
HPSS70U15A	US15A	5.05
HPSS70U19	US19	5.05
HPSS70U26	US26	5.05
HPSS70U26D	US26D	5.05
HPSS70CR003	CR003	5.70



Extended button tip is needed when using hinge pin stops on brass hinges.

## For Solid Brass Hinges

Part Number	Finish	List Each	BOX QTY
HPH89U3	US3	10.85	40 PC
HPH89U5	US5	12.10	
HPH89U10B	US10B	12.10	CASE QTY
HPH89U15	US15	12.10	400 PC
HPH89U15A	US15A	12.10	
HPH89U19	US19	12.10	CASE WEIGHT
HPH89U26	US26	12.10	37 LB
HPH89U26D	US26D	12.10	
HPH89CR003	CR003	13.30	



## For Steel Residential Hinges

Part Number	Finish	List Each	BOX QTY
HPS88U3	US3	12.10	40 PC
HPS88U5	US5	12.10	
HPS88U10B	US10B	12.10	CASE QTY
HPS88U15	US15	12.10	400 PC
HPS88U15A	US15A	12.10	
HPS88U19	US19	12.10	CASE WEIGHT
HPS88U26	US26	12.10	37 LB
HPS88U26D	US26D	12.10	



## OVERHEAD DOOR STOP &amp; HOLDER / SOLID BRASS

## Surface Mounted / Residential Duty

Part Number	Finish	List Each	BOX QTY
DCSM10U3	US3	139.15	1 PC
DCSM10U5	US5	145.50	
DCSM10U10B	US10B	145.50	CASE QTY
DCSM10U15	US15	145.50	20 PC
DCSM10U15A	US15A	145.50	
DCSM10U19	US19	145.50	CASE WEIGHT
DCSM10U26	US26	145.50	40 LB
DCSM10U26D	US26D	145.50	
DCSM10USPW	White	145.50	
DCSM10CR003	CR003	154.35	



## ACCESSORIES

## 24" Crash Chain With Vinyl Cover

Part Number	Finish	List Each
DCCV607	Zinc Plated	8.85

BOX QTY	CASE QTY	CASE WEIGHT
25 PC	100 PC	40 LB



The vinyl cover on our chain door guard protects against scratching and also keeps the chain from rattling.

## 12" Transom Chain / Steel

Part Number	Finish	List Each
TC82U3	US3	8.85
TC82U15	US15	10.10

CASE QTY	CASE WEIGHT
100 PC	40 LB



## Security Pin

Part Number	Finish	List Each	BOX QTY
44368US4	US4	4.45	24 PC
44368US26D	US26D	4.45	

CASE QTY	CASE WEIGHT
288 PC	24 LB




The Security Pin is an added security measure that holds the door in place if its hinges have been tampered with.

Packed with hinge pin and sleeve.

# Catches

	Pages
Ball Catches.....	6 - 2
Roller Catches.....	6 - 2
Strikes for Catches.....	6 - 3
Adjustable Ball Tension Catches.....	6 - 3
Magnetic Catches.....	6 - 3



 Custom finish plating available.





# CATCHES

## BALL CATCHES & ROLLER CATCHES / SOLID BRASS & STEEL

### 2 1/8" x 1" / Square Corners / Solid Brass

Part Number	Finish	List Each	BOX QTY	CASE QTY	CASE WEIGHT
BC218U3	US3	16.00	20 PC		
BC218U5	US5	17.70			
BC218U10B	US10B	17.70		200 PC	
BC218U14	US14	17.70			
BC218U15	US15	17.70			
BC218U15A	US15A	17.70			
BC218U19	US19	17.70			
BC218U26	US26	17.70			
BC218U26D	US26D	17.70			
BC218CR003	CR003	20.25			



### 2 1/4" x 7/8" / Solid Brass

Part Number	Finish	List Each	BOX QTY	CASE QTY	CASE WEIGHT
RCA336U3	US3	12.20	20 PC		
RCA336U5	US5	14.15			
RCA336U10B	US10B	14.15		200 PC	
RCA336U14	US14	14.15			
RCA336U15	US15	14.15			
RCA336U15A	US15A	14.15			
RCA336U19	US19	14.15			
RCA336U26	US26	14.15			
RCA336U26D	US26D	14.15			
RCA336CR003	CR003	16.05			



### 2 1/8" x 1" / Round Corners / Solid Brass

Part Number	Finish	List Each	BOX QTY	CASE QTY	CASE WEIGHT
BC218RU3	US3	16.00	20 PC		
BC218RU5	US5	17.70			
BC218RU10B	US10B	17.70		200 PC	
BC218RU15	US15	17.70			
BC218RU15A	US15A	17.70			
BC218RU19	US19	17.70			
BC218RU26	US26	17.70			
BC218RU26D	US26D	17.70			
BC218RCR003	CR003	20.25			



### 3 5/16" x 1" / Heavy Duty / Solid Brass

Part Number	Finish	List Each	BOX QTY	CASE QTY	CASE WEIGHT
RCA430U3-UNL	US3-UNL	40.50	10 PC		
RCA430U3	US3	40.50			
RCA430U5	US5	43.00		50 PC	
RCA430U10B	US10B	43.00			
RCA430U14	US14	43.00			
RCA430U15	US15	43.00			
RCA430U15A	US15A	43.00			
RCA430U19	US19	43.00			
RCA430U26	US26	43.00			
RCA430U26D	US26D	43.00			
RCA430CR003	CR003	49.35			



### Drive-in / Adjustable / 1 1/8" x 1" / Steel

Part Number	List Each	BOX QTY	CASE QTY	CASE WEIGHT
DBC10	7.60	40 PC	200 PC	21 LB

Strike sold separately. See below.



### Strike for Drive-in Ball Catch 2 1/8" x 1 3/8" / Solid Brass

Part Number	Finish	List Each	BOX QTY	CASE QTY	CASE WEIGHT
SPB349U3	US3	4.05	80 PC		
SPB349U5	US5	4.45			
SPB349U10B	US10B	4.45			
SPB349U14	US14	4.45	800 PC		
SPB349U15	US15	4.45			
SPB349U15A	US15A	4.45			
SPB349U19	US19	4.45			
SPB349U26	US26	4.45			
SPB349U26D	US26D	4.45			
SPB349CR003	CR003	4.95			



### 1 7/8" x 1 1/2" Surface Mounted / Steel


Part Number	Finish	List Each	BOX QTY	CASE QTY	CASE WEIGHT
RCS338U3	US3	5.45	50 PC		
RCS338U10B	US10B	5.45			
RCS338U15	US15	5.45		500 PC	
					59 LB



## STRIKES FOR CATCHES &amp; ADJUSTABLE BALL TENSION CATCHES / SOLID BRASS

## 2 3/4" x 1 3/4" / Solid Brass

Part Number	Finish	List Each	BOX QTY	CASE QTY	CASE WEIGHT
TSRCA275U3	US3	9.05	30 PC		
TSRCA275U5	US5	9.65		300 PC	
TSRCA275U10B	US10B	9.65		300 PC	
TSRCA275U15	US15	9.65			
TSRCA275U15A	US15A	9.65			
TSRCA275U26	US26	9.65			29 LB
TSRCA275U26D	US26D	9.65			
TSRCA275CR003	CR003	10.85			



## 1 7/8" x 5/16" / Solid Brass

Part Number	Finish	List Each	BOX QTY	CASE QTY	CASE WEIGHT
BTC10U3	US3	8.05	40 PC		
BTC10U5	US5	9.20		200 PC	
BTC10U10B	US10B	9.20		200 PC	
BTC10U15	US15	9.20			
BTC10U15A	US15A	9.20			
BTC10U19	US19	9.20			18 LB
BTC10U26	US26	9.20			
BTC10U26D	US26D	9.20			
BTC10CR003	CR003	10.35			




## 4 7/8" x 1 7/8" / Solid Brass

Part Number	Finish	List Each	BOX QTY	CASE QTY	CASE WEIGHT
TSRCA4875U3	US3	13.30	20 PC		
TSRCA4875U5	US5	14.50		200 PC	
TSRCA4875U10B	US10B	14.50		200 PC	
TSRCA4875U15	US15	14.50			
TSRCA4875U15A	US15A	14.50			
TSRCA4875U26	US26	14.50			27 LB
TSRCA4875U26D	US26D	14.50			
TSRCA4875CR003	CR003	15.70			



## 2-1/4" x 1/2" / Solid Brass

Part Number	Finish	List Each	BOX QTY	CASE QTY	CASE WEIGHT
BTC20U3	US3	12.10	50 PC		
BTC20U5	US5	14.50		250 PC	
BTC20U10B	US10B	14.50		250 PC	
BTC20U15	US15	14.50			
BTC20U15A	US15A	14.50			
BTC20U19	US19	14.50			31 LB
BTC20U26	US26	14.50			
BTC20U26D	US26D	14.50			
BTC20CR003	CR003	16.90			



## 2 1/8" x 1 5/8" / Heavy Duty / Solid Brass

Part Number	Finish	List Each	BOX QTY	CASE QTY	CASE WEIGHT
SPRCA430U3	US3	12.65	50 PC		
SPRCA430U5	US5	13.90		200 PC	
SPRCA430U10B	US10B	13.90		200 PC	
SPRCA430U15	US15	13.90			
SPRCA430U15A	US15A	13.90			
SPRCA430U19	US19	13.90			31 LB
SPRCA430U26	US26	13.90			
SPRCA430U26D	US26D	13.90			
SPRCA430CR003	CR003	15.20			



## 3" x 3/4" / Solid Brass


Part Number	Finish	List Each	BOX QTY	CASE QTY	CASE WEIGHT
BTC30U3	US3	24.15	25 PC		
BTC30U5	US5	27.75		100 PC	
BTC30U10B	US10B	27.75		100 PC	
BTC30U15	US15	27.75			
BTC30U15A	US15A	27.75			
BTC30U19	US19	27.75			33 LB
BTC30U26	US26	27.75			
BTC30U26D	US26D	27.75			
BTC30CR003	CR003	29.00			



## MAGNETIC CATCHES / STEEL


## 2-1/16" x 1-1/8" x 5/8"

Part Number	List Each	BOX QTY	CASE QTY	CASE WEIGHT
MC325	3.60	25 PC	500 PC	40 LB



## 3 1/8" x 1" x 3/4"

Part Number	List Each	BOX QTY	CASE QTY	CASE WEIGHT
MC327	8.45	25 PC	100 PC	20 LB



## 3 1/8" x 1" x 9/16"

Part Number	List Each	BOX QTY	CASE QTY	CASE WEIGHT
MC326	7.25	50 PC	200 PC	15 LB



## Knobs, Pulls & Plates

	Pages
Door Pulls.....	7 - 2
Plates Pre-Drilled for Pulls.....	7 - 2
Plates with Pulls Installed.....	7 - 3
Framed Push Plates.....	7 - 3
Push Plates, Solid Brass.....	7 - 3
Push Plates, Stainless Steel.....	7 - 3
Kick Plates, Stainless Steel.....	7 - 4
Modern Drawer / Concealed Screw / Cabinet Pulls.....	7 - 4
Drawer, Cabinet & Mirror Pulls.....	7 - 4
Flush Pulls.....	7 - 5
Victorian Flush Pulls.....	7 - 6
Edge Pulls.....	7 - 7
Rosettes For Knobs & Pulls.....	7 - 7
Offset Handle Pulls.....	7 - 7
Knobs, Solid Brass.....	7 - 8
Contemporary Cabinet Pulls, Solid Brass.....	7 - 9
Flush Ring Pulls.....	7 - 10
Wire Pulls.....	7 - 10
Shell Handle Pulls.....	7 - 11
Window & Utility Pulls.....	7 - 11
Large Modern Door Pulls, Stainless Steel.....	7 - 12
Modern Door Pulls, Stainless Steel.....	7 - 13
Adjustable Pulls, Solid Brass.....	7 - 14
12mm Bar Pulls, Stainless Steel.....	7 - 14

► Custom-drilled pull plates available.

► Custom finish plating available.







# KNOBS, PULLS & PLATES

## DOOR PULLS / SOLID BRASS

**6"**

Part Number	Finish	List Each	BOX QTY
DP675U3	US3	73.35	1 PC
DP675U5	US5	77.15	CASE QTY 50 PC
DP675U10B	US10B	77.15	
DP675U15	US15	77.15	
DP675U15A	US15A	77.15	
DP675U19	US19	77.15	
DP675U26	US26	77.15	
DP675U26D	US26D	77.15	
DP675CR003	CR003	83.50	


**8"**

Part Number	Finish	List Each	BOX QTY
DP2574U3	US3	97.40	1 PC
DP2574U5	US5	99.95	CASE QTY 21 PC
DP2574U10B	US10B	99.95	
DP2574U15	US15	99.95	
DP2574U15A	US15A	99.95	
DP2574U26	US26	99.95	
DP2574CR003	CR003	116.40	



Back-to-back option available.

**10"**

Part Number	Finish	List Each	BOX QTY
DP2575U3	US3	120.20	1 PC
DP2575U5	US5	123.95	CASE QTY 25 PC
DP2575U10B	US10B	123.95	
DP2575U15	US15	123.95	
DP2575U15A	US15A	123.95	
DP2575U26	US26	123.95	
DP2575CR003	CR003	132.80	



Back-to-back option available.

**8" / With Rosettes**

Part Number	Finish	List Each	BOX QTY
DP2576U10B	US10B	111.30	1 PC
DP2576U15	US15	111.30	CASE QTY 25 PC
DP2576U15A	US15A	111.30	
DP2576U26	US26	111.30	
DP2576CR003	CR003	129.05	



Back-to-back option available.

**10" / With Rosettes**

Part Number	Finish	List Each	BOX QTY
DP2578U10B	US10B	134.10	1 PC
DP2578U15	US15	134.10	CASE QTY 25 PC
DP2578U15A	US15A	134.10	
DP2578U26	US26	134.10	
DP2578CR003	CR003	148.00	

Back-to-back option available.



## Plates Pre-Drilled for Pulls / Solid Brass

**3 1/2" x 15" / For 8" Pulls**

Part Number	Finish	List Each	BOX QTY
PPH3515U3	US3	43.00	10 PC
PPH3515U5	US5	45.55	CASE QTY 60 PC
PPH3515U10B	US10B	45.55	
PPH3515U15	US15	45.55	
PPH3515U15A	US15A	45.55	
PPH3515U26	US26	45.55	
PPH3515CR003	CR003	53.15	


**3 1/2" x 20" / For 10" Pulls**

Part Number	Finish	List Each	BOX QTY
PPH3520U3	US3	55.65	5 PC
PPH3520U5	US5	58.20	CASE QTY 25 PC
PPH3520U10B	US10B	58.20	
PPH3520U15	US15	58.20	
PPH3520U15A	US15A	58.20	
PPH3520U26	US26	58.20	
PPH3520CR003	CR003	65.80	





## PLATES WITH PULLS

## 3 1/2"x 15" / 5 1/4" Handle / Solid Brass

Part Number	Finish	List Each	BOX QTY
PPH55U3	US3	82.25	5 PC
PPH55U5	US5	86.00	CASE QTY 25 PC
PPH55U10B	US10B	86.00	
PPH55U15	US15	86.00	CASE WEIGHT 21 LB
PPH55U15A	US15A	86.00	
PPH55U26	US26	86.00	PLATE GAUGE 1.2 mm
PPH55U26D	US26D	86.00	
PPH55CR003	CR003	96.15	



## 4"x 16" / 7 7/8" Handle / Stainless Steel

Part Number	Finish	List Each	BOX QTY
PPH4016U32D	US32D	78.45	5 PC
PPH4016U19	US19	78.45	CASE QTY 20 PC
			CASE WEIGHT 27 LB
			PLATE GAUGE 1.2 mm

Pull Plates cannot be disassembled, pulls and plates are a single piece.

## FRAMED PUSH PLATES / SOLID BRASS

## 3 1/2"x 15" / Heavy Duty

Part Number	Finish	List Each	BOX QTY
PP2280U5	US5	126.50	1 PC
PP2280U10B	US10B	126.50	CASE QTY 20 PC
PP2280U15	US15	126.50	
PP2280U15A	US15A	126.50	CASE WEIGHT 40 LB
PP2280U26	US26	126.50	
PP2280CR003	CR003	150.55	PLATE GAUGE 1.2 mm

Custom drilled holes to attach pulls are available upon request.



## 3 1/2"x 20" / Heavy Duty

Part Number	Finish	List Each	BOX QTY
PP2281U10B	US10B	167.00	1 PC
PP2281U15	US15	167.00	CASE QTY 10 PC
PP2281U15A	US15A	167.00	
PP2281U26	US26	167.00	CASE WEIGHT 28 LB
PP2281CR003	CR003	180.90	
			PLATE GAUGE 1.2 mm

Custom drilled holes to attach pulls are available upon request.

## PUSH PLATES / SOLID BRASS

## 3 1/2"x 15"

Part Number	Finish	List Each	BOX QTY
PP3515U3	US3	44.30	10 PC
PP3515U5	US5	48.05	CASE QTY 60 PC
PP3515U10B	US10B	48.05	
PP3515U15	US15	48.05	CASE WEIGHT 46 LB
PP3515U15A	US15A	48.05	
PP3515U19	US19	48.05	PLATE GAUGE 1.2 mm
PP3515U26	US26	48.05	
PP3515U26D	US26D	48.05	
PP3515CR003	CR003	55.65	




## 3 1/2"x 20"

Part Number	Finish	List Each	BOX QTY
PP3520U3	US3	58.20	5 PC
PP3520U5	US5	63.25	CASE QTY 40 PC
PP3520U10B	US10B	63.25	
PP3520U15	US15	63.25	CASE WEIGHT 38 LB
PP3520U15A	US15A	63.25	
PP3520U19	US19	63.25	PLATE GAUGE 1.2 mm
PP3520U26	US26	63.25	
PP3520U26D	US26D	63.25	
PP3520CR003	CR003	72.10	


## PUSH PLATES / STAINLESS STEEL

## Push Plates / Stainless Steel

Part Number	Finish	Size	List Each	Case Qty.	PLATE GAUGE
PP3515U32D	US32D	3 1/2"x 15"	43.00	60 PC	1.10 mm
PP3520U32D	US32D	3 1/2"x 20"	56.90	40 PC	
PP4016U32D	US32D	4"x 16"	54.40	40 PC	
PP4016U19	US19	4"x 16"	54.40	40 PC	




**KICK PLATES / STAINLESS STEEL**
**Kick Plates / Stainless Steel**

Part Number	Finish	Size	List Each	Case Qty.	PLATE GAUGE 1.10 mm
KP634U32D	US32D	6"x 34"	65.80	10 PC	
KP634U19	US19	6"x 34"	65.80	10 PC	
KP834U32D	US32D	8"x 34"	82.25	10 PC	
KP834U19	US19	8"x 34"	82.25	10 PC	
KP1034U32D	US32D	10"x 34"	93.60	10 PC	
KP1034U19	US19	10"x 34"	93.60	10 PC	


**MODERN DRAWER / CABINET PULLS / CONCEALED SCREW / ALUMINUM**
**Modern Angle Pull / 2 15/16"**

Part Number	Finish	List Each	BOX QTY 100 PC	CASE QTY 400 PC
MP21516U10B	US10B	6.35		
MP21516U15	US15	6.35		
MP21516U26	US26	6.35		


**Modern Angle Pull / 9 1/16"**

Part Number	Finish	List Each	BOX QTY 50 PC	CASE QTY 200 PC
MP9116U10B	US10B	12.00		
MP9116U15	US15	12.00		
MP9116U26	US26	12.00		


**Modern Angle Pull / 5 7/8"**

Part Number	Finish	List Each	BOX QTY 50 PC	CASE QTY 200 PC
MP578U10B	US10B	8.85		
MP578U15	US15	8.85		
MP578U26	US26	8.85		

**DRAWER / CABINET / MIRROR PULLS / SOLID BRASS**
**1"x 1 1/2"**

Part Number	Finish	List Each	BOX QTY 50 PC	CASE QTY 500 PC
DCM115U3	US3	4.85		
DCM115U5	US5	6.30		
DCM115U10B	US10B	6.30		
DCM115U14	US14	6.30		
DCM115U15	US15	6.30		
DCM115U15A	US15A	6.30		
DCM115U19	US19	6.30		
DCM115U26	US26	6.30		
DCM115U26D	US26D	6.30		
DCM115CR003	CR003	8.05		

**3"x 1 1/2"**

Part Number	Finish	List Each	BOX QTY 45 PC	CASE QTY 450 PC
DCM315U3	US3	11.20		
DCM315U5	US5	12.70		
DCM315U10B	US10B	12.70		
DCM315U14	US14	12.70		
DCM315U15	US15	12.70		
DCM315U15A	US15A	12.70		
DCM315U19	US19	12.70		
DCM315U26	US26	12.70		
DCM315U26D	US26D	12.70		
DCM315CR003	CR003	13.30		

**2"x 1 1/2"**

Part Number	Finish	List Each	BOX QTY 50 PC	CASE QTY 500 PC
DCM215U3	US3	7.60		
DCM215U5	US5	9.55		
DCM215U10B	US10B	9.55		
DCM215U14	US14	9.55		
DCM215U15	US15	9.55		
DCM215U15A	US15A	9.55		
DCM215U19	US19	9.55		
DCM215U26	US26	9.55		
DCM215U26D	US26D	9.55		
DCM215CR003	CR003	10.60		

## FLUSH PULLS

**Square HD 2 3/4" x 2 3/4" x 1/2" / Solid Brass**

Part Number	Finish	List Each	BOX QTY
FPS234U3	US3	30.20	25 PC
FPS234U3-UNL	US3-UNL	30.20	
FPS234U4	US4	32.60	CASE QTY
FPS234U5	US5	32.60	100 PC
FPS234U10B	US10B	32.60	
FPS234U14	US14	32.60	
FPS234U15	US15	32.60	
FPS234U15A	US15A	32.60	
FPS234U19	US19	32.60	
FPS234U26	US26	32.60	
FPS234U26D	US26D	32.60	
FPS234CR003	CR003	35.00	


 Adjustable  
Two-piece design.

**4" x 1 7/8" x 7/16" / Solid Brass**

Part Number	Finish	List Each	BOX QTY
FP40U3	US3	32.90	5 PC
FP40U3-UNL	US3-UNL	32.90	
FP40U4	US4	35.40	CASE QTY
FP40U5	US5	35.40	100 PC
FP40U10B	US10B	35.40	
FP40U14	US14	35.40	
FP40U15	US15	35.40	
FP40U15A	US15A	35.40	
FP40U19	US19	35.40	
FP40U26	US26	35.40	
FP40U26D	US26D	35.40	
FP40CR003	CR003	37.95	


**3 7/8" x 1 5/8" x 3/8" / Solid Brass**


Part Number	Finish	List Each	BOX QTY
FP4134U3	US3	25.75	20 PC
FP4134U3-UNL	US3-UNL	25.75	
FP4134U4	US4	27.05	CASE QTY
FP4134U5	US5	27.05	100 PC
FP4134U10B	US10B	27.05	
FP4134U14	US14	27.05	CASE WEIGHT
FP4134U15	US15	27.05	29 LB
FP4134U15A	US15A	27.05	
FP4134U19	US19	27.05	
FP4134U26	US26	27.05	
FP4134U26D	US26D	27.05	
FP4134CR003	CR003	29.60	


**3 1/8" x 1 3/8" x 1/2" / Solid Brass**


Part Number	Finish	List Each	BOX QTY
FP222U3	US3	17.70	20 PC
FP222U3-UNL	US3-UNL	17.70	
FP222U5	US5	19.00	CASE QTY
FP222U10B	US10B	19.00	200 PC
FP222U14	US14	19.00	
FP222U15	US15	19.00	CASE WEIGHT
FP222U15A	US15A	19.00	25 LB
FP222U19	US19	19.00	
FP222U26	US26	19.00	
FP222U26D	US26D	19.00	
FP222CR003	CR003	21.50	


**7" x 1 7/8" x 3/8" / Solid Brass**

Part Number	Finish	List Each	BOX QTY
FP7178U3	US3	39.20	5 PC
FP7178U3-UNL	US3-UNL	39.20	
FP7178U4	US4	41.75	CASE QTY
FP7178U5	US5	41.75	90 PC
FP7178U10B	US10B	41.75	
FP7178U14	US14	41.75	CASE WEIGHT
FP7178U15	US15	41.75	47 LB
FP7178U15A	US15A	41.75	
FP7178U19	US19	41.75	
FP7178U26	US26	41.75	
FP7178U26D	US26D	41.75	
FP7178CR003	CR003	45.55	


**10" x 2-1/4" x 1/2" / Solid Brass**

Part Number	Finish	List Each	BOX QTY
FP10225U3	US3	65.20	5 PC
FP10225U3-UNL	US3-UNL	65.20	
FP10225U4	US4	72.45	CASE QTY
FP10225U5	US5	72.45	50 PC
FP10225U10B	US10B	72.45	
FP10225U14	US14	72.45	CASE WEIGHT
FP10225U15	US15	72.45	54 LB
FP10225U15A	US15A	72.45	
FP10225U19	US19	72.45	
FP10225U26	US26	72.45	
FP10225U26D	US26D	72.45	
FP10225CR003	CR003	80.90	


**4" x 2" x 1/2" / Stainless Steel**

Part Number	Finish	List Each	BOX QTY
FP155U32D	US32D	26.45	10 PC
			CASE QTY
			100 PC
			CASE WEIGHT
			15 LB


**3 5/8" x 1 3/4" x 1/2" / Solid Brass**

Part Number	Finish	List Each	BOX QTY
FP227U3	US3	12.10	20 PC
FP227U5	US5	13.30	
FP227U10B	US10B	13.30	CASE QTY
FP227U15	US15	13.30	200 PC
FP227U15A	US15A	13.30	
FP227U19	US19	13.30	CASE WEIGHT
FP227U26	US26	13.30	16 LB
FP227U26D	US26D	13.30	
FP227CR003	CR003	14.50	





## FLUSH PULLS / SOLID BRASS

**Round HD / 2 3/8" Diameter / Solid Brass**

Part Number	Finish	List Each	BOX QTY
FP238U3	US3	15.70	50 PC
FP238U3-UNL	US3-UNL	15.70	
FP238U4	US4	16.90	CASE QTY
FP238U5	US5	16.90	150 PC
FP238U10B	US10B	16.90	CASE WEIGHT
FP238U14	US14	16.90	36 LB
FP238U15	US15	16.90	
FP238U15A	US15A	16.90	
FP238U19	US19	16.90	
FP238U26	US26	16.90	
FP238U26D	US26D	16.90	
FP238CR003	CR003	19.30	


**Round HD / 1 7/8" Diameter / Solid Brass**

Part Number	Finish	List Each	BOX QTY
FP178U3	US3	13.90	50 PC
FP178U3-UNL	US3-UNL	13.90	
FP178U4	US4	15.20	CASE QTY
FP178U5	US5	15.20	300 PC
FP178U10B	US10B	15.20	CASE WEIGHT
FP178U14	US14	15.20	40 LB
FP178U15	US15	15.20	
FP178U15A	US15A	15.20	
FP178U19	US19	15.20	
FP178U26	US26	15.20	
FP178U26D	US26D	15.20	
FP178CR003	CR003	17.70	


**4" x 1" x 1/2" / Solid Brass**

Part Number	Finish	List Each	BOX QTY
FP828U3	US3	6.05	40 PC
FP828U3-UNL	US3-UNL	6.05	
FP828U5	US5	7.25	CASE QTY
FP828U10B	US10B	7.25	400 PC
FP828U15	US15	7.25	CASE WEIGHT
FP828U15A	US15A	7.25	22 LB
FP828U19	US19	7.25	
FP828U26	US26	7.25	
FP828U26D	US26D	7.25	
FP828CR003	CR003	8.45	


**3 1/2" x 1 1/4" x 3/8" / Solid Brass**

Part Number	Finish	List Each	BOX QTY
FP223U3	US3	7.25	40 PC
FP223U3-UNL	US3-UNL	7.25	
FP223U5	US5	7.85	CASE QTY
FP223U10B	US10B	7.85	400 PC
FP223U15	US15	7.85	CASE WEIGHT
FP223U15A	US15A	7.85	18 LB
FP223U19	US19	7.85	
FP223U26	US26	7.85	
FP223U26D	US26D	7.85	
FP223CR003	CR003	8.45	


**2 1/8" Diameter / Solid Brass**

Part Number	Finish	List Each	BOX QTY
FP221RU3	US3	4.55	50 PC
FP221RU5	US5	5.05	
FP221RU10B	US10B	5.05	CASE QTY
FP221RU15	US15	5.05	500 PC
FP221RU15A	US15A	5.05	CASE WEIGHT
FP221RU19	US19	5.05	24 LB
FP221RU26	US26	5.05	
FP221RU26D	US26D	5.05	
FP221RCR003	CR003	6.35	


**7" x 2-1/4" x 5/8" / Victorian / Solid Brass**

Part Number	Finish	List Each	BOX QTY
FPV7178U5	US5	61.60	5 PC
FPV7178U10B	US10B	61.60	
FPV7178U15	US15	61.60	CASE QTY
FPV7178U15A	US15A	61.60	75 PC
			CASE WEIGHT
			53 LB


**10" x 2 1/4" x 3/4" / Victorian / Solid Brass**

Part Number	Finish	List Each	BOX QTY
FPV10225U5	US5	97.80	5 PC
FPV10225U10B	US10B	97.80	
FPV10225U15	US15	97.80	CASE QTY
FPV10225U15A	US15A	97.80	50 PC
			CASE WEIGHT
			57 LB



## EDGE PULLS / SOLID BRASS

## ROSETTES FOR KNOBS &amp; PULLS / SOLID BRASS

## 4" x 3/4"

Part Number	Finish	List Each	BOX QTY
EP475U3	US3	13.30	20 PC
EP475U3-UNL	US3-UNL	13.30	
EP475U4	US4	14.55	CASE QTY
EP475U5	US5	14.55	200 PC
EP475U10B	US10B	14.55	CASE WEIGHT
EP475U14	US14	14.55	25 LB
EP475U15	US15	14.55	
EP475U15A	US15A	14.55	
EP475U19	US19	14.55	
EP475U26	US26	14.55	
EP475U26D	US26D	14.55	
EP475CR003	CR003	17.10	



## 6 1/4" x 1 1/4"

Part Number	Finish	List Each	BOX QTY
EP6125U3	U3	41.75	5 PC
EP6125U4	US4	43.00	
EP6125U5	US5	43.00	CASE QTY
EP6125U10B	US10B	43.00	100 PC
EP6125U14	US14	43.00	CASE WEIGHT
EP6125U15	US15	43.00	36 LB
EP6125U15A	US15A	43.00	
EP6125U19	US19	43.00	
EP6125U26	US26	43.00	
EP6125U26D	US26D	43.00	
EP6125CR003	CR003	46.80	

## 4-1/4" x 1" x 3/8" / Thin

Part Number	Finish	List Each	BOX QTY
EPT425U3	U3	24.05	20 PC
EPT425U5	US5	26.55	
EPT425U10B	US10B	26.55	CASE QTY
EPT425U15	US15	26.55	200 PC
EPT425U15A	US15A	26.55	CASE WEIGHT
EPT425U26	US26	26.55	35 LB
EPT425U26D	US26D	26.55	
EPT425CR003	CR003	29.10	



## 1 1/4" Diameter

Part Number	Finish	List Each	BOX QTY
BPRK125U3	US3	4.00	100 PC
BPRK125U5	US5	4.60	
BPRK125U10B	US10B	4.60	CASE QTY
BPRK125U15	US15	4.60	1000 PC
BPRK125U15A	US15A	4.60	
BPRK125U26	US26	4.60	
BPRK125U26D	US26D	4.60	
BPRK125CR003	CR003	5.15	



## 1" Diameter

Part Number	Finish	List Each	BOX QTY
BPRC100U3	US3	5.15	100 PC
BPRC100U5	US5	5.75	
BPRC100U10B	US10B	5.75	CASE QTY
BPRC100U15	US15	5.75	1000 PC
BPRC100U15A	US15A	5.75	
BPRC100U26	US26	5.75	
BPRC100U26D	US26D	5.75	
BPRC100CR003	CR003	6.90	



## 1 1/2" Diameter

Part Number	Finish	List Each	BOX QTY
BPRC150U3	US3	6.30	50 PC
BPRC150U5	US5	6.90	
BPRC150U10B	US10B	6.90	CASE QTY
BPRC150U15	US15	6.90	500 PC
BPRC150U15A	US15A	6.90	
BPRC150U26	US26	6.90	
BPRC150U26D	US26D	6.90	
BPRC150CR003	CR003	8.05	



## OFFSET HANDLE PULLS / SOLID BRASS / LIMITED

## 6 1/8" / Back-to-Back Assembly

Part Number	Finish	List Each	CASE QTY
OHP620U3	US3	69.00	25 PC
OHP620U5	US5	74.75	
OHP620U10B	US10B	74.75	CASE WEIGHT
OHP620U15	US15	74.75	21 LB
OHP620U15A	US15A	74.75	DOORS
OHP620U19	US19	74.75	1 1/8"
OHP620U26	US26	74.75	1 3/8"
OHP620U26D	US26D	74.75	
OHP620CR003	CR003	80.50	


Back-to-back mounting hardware included.  
Compatible Door Thickness: 1 1/8" ~ 1 3/8"



**KNOBS / SOLID BRASS**

**3/4" x 1-1/2" x 7/8" / Anvil / Solid Brass**

Part Number	Finish	List Each	BOX QTY
AN138U4	US4	15.20	10 PC
AN138U5	US5	15.20	
AN138U10B	US10B	15.20	CASE QTY
AN138U14	US14	15.20	100 PC
AN138U15	US15	15.20	
AN138U19	US19	15.20	
AN138U26	US26	15.20	
AN138U26D	US26D	15.20	
AN138CR003	CR003	17.70	



**1 1/4" / Solid Round knob**

Part Number	Finish	List Each	BOX QTY
KR114U3	US3	12.65	20 PC
KR114U5	US5	15.20	
KR114U10B	US10B	15.20	CASE QTY
KR114U14	US14	15.20	200 PC
KR114U15	US15	15.20	
KR114U15A	US15A	15.20	
KR114U19	US19	15.20	
KR114U26	US26	15.20	
KR114U26D	US26D	15.20	
KR114CR003	CR003	17.70	




**1 1/4" / Hollow Round Knob**

Part Number	Finish	List Each	BOX QTY
KRH114U3	US3	8.85	20 PC
KRH114U5	US5	10.10	
KRH114U10B	US10B	10.10	CASE QTY
KRH114U15	US15	10.10	400 PC
KRH114U15A	US15A	10.10	
KRH114U26	US26	10.10	
KRH114U26D	US26D	10.10	

**1 1/4" Diameter / Oval**

Part Number	Finish	List Each	BOX QTY
KE125U3	US3	12.65	20 PC
KE125U5	US5	13.90	
KE125U10B	US10B	13.90	CASE QTY
KE125U15	US15	13.90	200 PC
KE125U15A	US15A	13.90	
KE125U26	US26	13.90	
KE125U26D	US26D	13.90	
KE125CR003	CR003	15.20	




**1 1/4" Diameter / Round / w/ Groove**

Part Number	Finish	List Each	BOX QTY
KR119U3	US3	13.90	10 PC
KR119U5	US5	16.45	
KR119U10B	US10B	16.45	CASE QTY
KR119U15	US15	16.45	200 PC
KR119U15A	US15A	16.45	
KR119U19	US19	16.45	
KR119U26	US26	16.45	
KR119U26D	US26D	16.45	
KR119CR003	CR003	19.00	



**1-1/4" x 1-1/4" Square Knob / Solid Brass**

Part Number	Finish	List Each	BOX QTY
KS125U4	US4	25.35	10 PC
KS125U10B	US10B	29.00	
KS125U14	US14	29.00	CASE QTY
KS125U15	US15	29.00	200 PC
KS125U19	US19	29.00	
KS125U26	US26	29.00	
KS125U26D	US26D	29.00	



**1" / Chalice / Solid Brass**

Part Number	Finish	List Each	BOX QTY
CHAL10U4	US4	13.90	10 PC
CHAL10U5	US5	13.90	
CHAL10U10B	US10B	13.90	CASE QTY
CHAL10U14	US14	13.90	100 PC
CHAL10U15	US15	13.90	
CHAL10U19	US19	13.90	
CHAL10U26	US26	13.90	
CHAL10U26D	US26D	13.90	
CHAL10CR003	CR003	16.45	



**1-3/16" x 1-3/16" / Square / Solid Brass**

Part Number	Finish	List Each	BOX QTY
KS10U4	US4	17.70	10 PC
KS10U5	US5	17.70	
KS10U10B	US10B	17.70	CASE QTY
KS10U14	US14	17.70	100 PC
KS10U15	US15	17.70	
KS10U19	US19	17.70	
KS10U26	US26	17.70	
KS10U26D	US26D	17.70	
KS10CR003	CR003	19.00	



**1 3/4" Diameter / Round / Heavy Duty / w/Groove**

Part Number	Finish	List Each	BOX QTY
KRB175U3	US3	24.05	10 PC
KRB175U5	US5	26.55	
KRB175U10B	US10B	26.55	CASE QTY
KRB175U15	US15	26.55	200 PC
KRB175U15A	US15A	26.55	
KRB175U19	US19	26.55	
KRB175U26	US26	26.55	
KRB175U26D	US26D	26.55	
KRB175CR003	CR003	30.35	



## CONTEMPORARY CABINET PULLS / SOLID BRASS

## 3/8" Base / 3/4" Diameter

Part Number	Finish	List Each	BOX QTY
KC20U3	US3	8.85	25 PC
KC20U5	US5	10.10	
KC20U10B	US10B	10.10	CASE QTY
KC20U15	US15	10.10	250 PC
KC20U15A	US15A	10.10	
KC20U19	US19	10.10	PROJECTS
KC20U26	US26	10.10	1"
KC20U26D	US26D	10.10	
KC20CR003	CR003	11.40	
KC20U32D	US32D	11.40	




SS

SS Stainless Steel

## 1/2" Base / 7/8" Diameter

Part Number	Finish	List Each	BOX QTY
KC24U3	US3	11.40	20 PC
KC24U5	US5	12.65	
KC24U10B	US10B	12.65	CASE QTY
KC24U15	US15	12.65	250 PC
KC24U15A	US15A	12.65	
KC24U19	US19	12.65	PROJECTS
KC24U26	US26	12.65	1 1/8"
KC24U26D	US26D	12.65	
KC24CR003	CR003	15.20	
KC24U32D	US32D	15.20	



SS

SS Stainless Steel

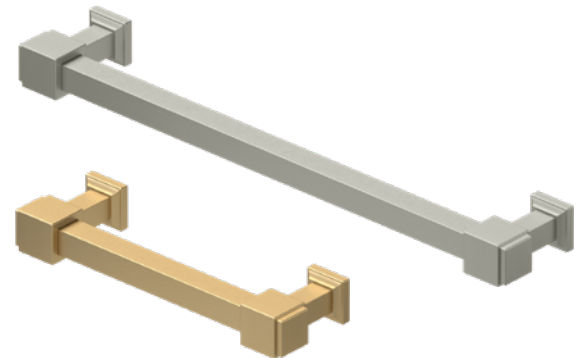
## CONTEMPORARY CABINET PULLS / SOLID BRASS

## Decorative Pull / 4" / Manhattan / Solid Brass

Part Number	Finish	List Each	BOX QTY
MP40U3-UNL	US3-UNL	39.20	20 PC
MP40U4	US4	43.00	
MP40U5	US5	43.00	CASE QTY
MP40U10B	US10B	43.00	100 PC
MP40U14	US14	43.00	
MP40U15	US15	43.00	
MP40U19	US19	43.00	
MP40U26	US26	43.00	
MP40U26D	US26D	43.00	
MP40CR003	CR003	46.80	

## Decorative Pull / 7" / Manhattan / Solid Brass

Part Number	Finish	List Each	BOX QTY
MP70U3-UNL	US3-UNL	48.05	5 PC
MP70U4	US4	51.85	
MP70U5	US5	51.85	CASE QTY
MP70U10B	US10B	51.85	100 PC
MP70U14	US14	51.85	
MP70U15	US15	51.85	
MP70U19	US19	51.85	
MP70U26	US26	51.85	
MP70U26D	US26D	51.85	
MP70CR003	CR003	55.65	



## Contemporary Pull / 4" / Pommel / Solid Brass

Part Number	Finish	List Each	BOX QTY
POM40U3-UNL	US3-UNL	27.85	20 PC
POM40U4	US4	30.35	
POM40U5	US5	30.35	CASE QTY
POM40U10B	US10B	30.35	100 PC
POM40U14	US14	30.35	
POM40U15	US15	30.35	
POM40U19	US19	30.35	
POM40U26	US26	30.35	
POM40U26D	US26D	30.35	
POM40CR003	CR003	34.15	

## Contemporary Pull / 7" / Pommel / Solid Brass

Part Number	Finish	List Each	BOX QTY
POM70U3-UNL	US3-UNL	36.70	20 PC
POM70U4	US4	39.20	
POM70U5	US5	39.20	CASE QTY
POM70U10B	US10B	39.20	80 PC
POM70U14	US14	39.20	
POM70U15	US15	39.20	
POM70U19	US19	39.20	
POM70U26	US26	39.20	
POM70U26D	US26D	39.20	
POM70CR003	CR003	44.30	




## Modern Pull / 3-1/2" / HD / Solid Brass

Part Number	Finish	List Each	BOX QTY
SBP35U4	US4	24.05	5 PC
SBP35U10B	US10B	24.05	
SBP35U14	US14	24.05	CASE QTY
SBP35U15	US15	24.05	100 PC
SBP35U19	US19	24.05	
SBP35U26	US26	24.05	

## Modern Pull / 8" / HD / Solid Brass

Part Number	Finish	List Each	BOX QTY
SBP80U4	US4	37.95	5 PC
SBP80U10B	US10B	37.95	
SBP80U14	US14	37.95	CASE QTY
SBP80U15	US15	37.95	100 PC
SBP80U19	US19	37.95	
SBP80U26	US26	37.95	






## FLUSH RING PULLS / SOLID BRASS


## 2 1/2" x 1 7/8"

Part Number	Finish	List Each	BOX QTY 20 PC
FRP25U3	US3	21.85	
FRP25U5	US5	26.45	
FRP25U10B	US10B	26.45	CASE QTY 100 PC
FRP25U15	US15	26.45	
FRP25U15A	US15A	26.45	
FRP25U19	US19	26.45	
FRP25U26	US26	26.45	
FRP25U26D	US26D	26.45	
FRP25CR003	CR003	29.90	



## 1 3/4" x 1 3/8"

Part Number	Finish	List Each	BOX QTY 50 PC
FRP175U3	US3	13.80	
FRP175U5	US5	16.10	
FRP175U10B	US10B	16.10	CASE QTY 300 PC
FRP175U15	US15	16.10	
FRP175U15A	US15A	16.10	
FRP175U19	US19	16.10	
FRP175U26	US26	16.10	
FRP175U26D	US26D	16.10	
FRP175CR003	CR003	19.55	



## WIRE PULLS / SOLID BRASS

## 3" / Wire Pull

Part Number	Finish	List Each	BOX QTY 20 PC
PW300U3	US3	8.50	
PW300U5	US5	9.10	
PW300U10B	US10B	9.10	CASE QTY 200 PC
PW300U15	US15	9.10	
PW300U15A	US15A	9.10	
PW300U19	US19	9.10	
PW300U26	US26	9.10	
PW300U26D	US26D	9.10	
PW300CR003	CR003	9.60	



## 4" / Colonial Wire Pull

Part Number	Finish	List Each	BOX QTY 20 PC
K4474U3	US3	12.00	
K4474U5	US5	12.65	
K4474U10B	US10B	12.65	CASE QTY 200 PC
K4474U15	US15	12.65	
K4474U15A	US15A	12.65	
K4474U19	US19	12.65	
K4474U26	US26	12.65	
K4474U26D	US26D	12.65	
K4474CR003	CR003	13.90	



## 3 1/2" / Wire Pull

Part Number	Finish	List Each	BOX QTY 20 PC
PW350U3	US3	9.50	
PW350U5	US5	10.25	
PW350U10B	US10B	10.25	CASE QTY 200 PC
PW350U15	US15	10.25	
PW350U15A	US15A	10.25	
PW350U19	US19	10.25	
PW350U26	US26	10.25	
PW350U26D	US26D	10.25	
PW350CR003	CR003	10.65	



## 3" / Traditional Wire Pull

Part Number	Finish	List Each	BOX QTY 20 PC
PCT300U3	US3	7.60	
PCT300U5	US5	8.85	
PCT300U10B	US10B	8.85	CASE QTY 200 PC
PCT300U15	US15	8.85	
PCT300U15A	US15A	8.85	
PCT300U19	US19	8.85	
PCT300U26	US26	8.85	
PCT300U26D	US26D	8.85	
PCT300CR003	CR003	10.10	



## 4" / Wire Pull

Part Number	Finish	List Each	BOX QTY 20 PC
PW400U3	US3	10.65	
PW400U5	US5	11.75	
PW400U10B	US10B	11.75	CASE QTY 200 PC
PW400U15	US15	11.75	
PW400U15A	US15A	11.75	
PW400U19	US19	11.75	
PW400U26	US26	11.75	
PW400U26D	US26D	11.75	
PW400CR003	CR003	12.25	



## 3 1/2" / Traditional Wire Pull

Part Number	Finish	List Each	BOX QTY 20 PC
PCT350U3	US3	8.85	
PCT350U5	US5	10.10	
PCT350U10B	US10B	10.10	CASE QTY 200 PC
PCT350U15	US15	10.10	
PCT350U15A	US15A	10.10	
PCT350U19	US19	10.10	
PCT350U26	US26	10.10	
PCT350U26D	US26D	10.10	
PCT350CR003	CR003	11.40	



## 3" / Colonial Wire Pull

Part Number	Finish	List Each	BOX QTY 20 PC
K4473U3	US3	10.10	
K4473U5	US5	11.40	
K4473U10B	US10B	11.40	CASE QTY 200 PC
K4473U15	US15	11.40	
K4473U15A	US15A	11.40	
K4473U19	US19	11.40	
K4473U26	US26	11.40	
K4473U26D	US26D	11.40	
K4473CR003	CR003	12.65	



## 4" / Traditional Wire Pull

Part Number	Finish	List Each	BOX QTY 20 PC
PCT400U3	US3	10.10	
PCT400U5	US5	11.40	
PCT400U10B	US10B	11.40	CASE QTY 200 PC
PCT400U15	US15	11.40	
PCT400U15A	US15A	11.40	
PCT400U19	US19	11.40	
PCT400U26	US26	11.40	
PCT400U26D	US26D	11.40	
PCT400CR003	CR003	12.65	



## WIDE PULL &amp; SHELL HANDLE PULLS / SOLID BRASS

## 3" / Wide Pull

Part Number	Finish	List Each	BOX QTY
K136U3	US3	13.90	15 PC
K136U5	US5	15.20	
K136U10B	US10B	15.20	CASE QTY
K136U15	US15	15.20	150 PC
K136U15A	US15A	15.20	
K136U19	US19	15.20	
K136U26	US26	15.20	
K136U26D	US26D	15.20	
K136CR003	CR003	16.45	



## Rectangular Shell Pull / 7" / Solid Brass

Part Number	Finish	List Each	BOX QTY
SHP70U3-UNL	US3-UNL	31.65	5 PC
SHP70U4	US4	32.90	
SHP70U5	US5	32.90	CASE QTY
SHP70U10B	US10B	32.90	100 PC
SHP70U14	US14	32.90	
SHP70U15	US15	32.90	
SHP70U19	US19	32.90	
SHP70U26	US26	32.90	
SHP70U26D	US26D	32.90	
SHP70CR003	CR003	35.40	



## Oval Shell Pull / 3-1/2" / Solid Brass

Part Number	Finish	List Each	BOX QTY
K43U3	US3	22.75	10 PC
K43U5	US5	24.05	
K43U10B	US10B	24.05	CASE QTY
K43U15	US15	24.05	100 PC
K43U15A	US15A	24.05	
K43U19	US19	24.05	
K43U26	US26	24.05	
K43U26D	US26D	24.05	
K43CR003	CR003	26.55	



## Rectangular Shell Pull / 4" / Solid Brass

Part Number	Finish	List Each	BOX QTY
SHP40U3-UNL	US3-UNL	24.05	5 PC
SHP40U4	US4	25.30	
SHP40U5	US5	25.30	CASE QTY
SHP40U10B	US10B	25.30	100 PC
SHP40U14	US14	25.30	
SHP40U15	US15	25.30	
SHP40U19	US19	25.30	
SHP40U26	US26	25.30	
SHP40U26D	US26D	25.30	
SHP40CR003	CR003	27.85	



## Exposed Shell Pull / 4" / Solid Brass

Part Number	Finish	List Each	BOX QTY
SHP29U3	US3	12.65	30 PC
SHP29U5	US5	14.95	
SHP29U10B	US10B	14.95	CASE QTY
SHP29U15	US15	14.95	300 PC
SHP29U15A	US15A	14.95	
SHP29U19	US19	14.95	
SHP29U26	US26	14.95	
SHP29U26D	US26D	14.95	
SHP29CR003	CR003	16.10	



## Elongated Shell Pull / 4-1/2" / Solid Brass

Part Number	Finish	List Each	BOX QTY
K407U3	US3	25.30	10 PC
K407U5	US5	26.55	
K407U10B	US10B	26.55	CASE QTY
K407U15	US15	26.55	100 PC
K407U15A	US15A	26.55	
K407U19	US19	26.55	
K407U26	US26	26.55	
K407U26D	US26D	26.55	
K407CR003	CR003	28.45	



## WINDOW / UTILITY PULLS / SOLID BRASS

## 6" Overall

Part Number	Finish	List Each	BOX QTY
WP27U3	U3	40.05	5 PC
WP27U5	US5	42.05	
WP27U10B	US10B	42.05	CASE QTY
WP27U15	US15	42.05	50 PC
WP27U15A	US15A	42.05	
WP27U19	US19	42.05	
WP27U26	US26	42.05	
WP27U26D	US26D	42.05	
WP27CR003	CR003	44.80	



## 4" Overall

Part Number	Finish	List Each	BOX QTY
WP026U3	US3	12.90	10 PC
WP026U3-UNL	US3-UNL	12.90	
WP026U5	US5	13.55	CASE QTY
WP026U10B	US10B	13.55	200 PC
WP026U14	US14	13.55	
WP026U15	US15	13.55	
WP026U15A	US15A	13.55	
WP026U19	US19	13.55	
WP026U26	US26	13.55	
WP026U26D	US26D	13.55	



**LARGE MODERN DOOR PULLS 1-1/2" THICK / STAINLESS STEEL**
**36" Long x 1-1/2" Thick / Back-To-Back**

Part Number	Finish	List Each
SSPBB3615U19	US19	328.90
SSPBB3615U32D	US32D	303.60

**36" Long x 1-1/2" Thick / Single Side**

Part Number	Finish	List Each
SSP3615U19	US19	199.85
SSP3615U32D	US32D	174.55




Door Thickness: 1-3/8" ~ 3-1/2"  
 Note: All pulls are packed with mounting hardware for wood doors.

**42" Long x 1-1/2" Thick / Back-To-Back**

Part Number	Finish	List Each
SSPBB4215U19	US19	392.15
SSPBB4215U32D	US32D	354.20

**42" Long x 1-1/2" Thick / Single Side**

Part Number	Finish	List Each
SSP4215U19	US19	237.80
SSP4215U32D	US32D	208.75




Door Thickness: 1-3/8" ~ 3-1/2"  
 Note: All pulls are packed with mounting hardware for wood doors.


## MODERN DOOR PULLS 1" THICK / STAINLESS STEEL

**12" Long x 1" Thick / Single Side**


Part Number	Finish	List Each	CASE QTY
SSP1210U19	US19	82.25	10 PCS
SSP1210U32	US32	70.85	
SSP1210U32D	US32D	62.00	


**18" Long x 1" Thick / Single Side**

Part Number	Finish	List Each	CASE QTY
SSP1810U19	US19	94.90	10 PCS
SSP1810U32	US32	80.95	
SSP1810U32D	US32D	69.60	


**24" Long x 1" Thick / Single Side**


Part Number	Finish	List Each	CASE QTY
SSP2410U19	US19	112.60	10 PCS
SSP2410U32	US32	93.60	
SSP2410U32D	US32D	77.15	



Door Thickness: 1-3/8" ~ 2"  
 Note: All pulls are packed with mounting hardware for both wood & glass doors.

**12" Long x 1" Thick / Back-To-Back**


Part Number	Finish	List Each	CASE QTY
SSPB1210U19	US19	130.30	10 PCS
SSPB1210U32	US32	107.50	
SSPB1210U32D	US32D	92.35	


**18" Long x 1" Thick / Back-To-Back**

Part Number	Finish	List Each	CASE QTY
SSPB1810U19	US19	150.55	10 PCS
SSPB1810U32	US32	125.25	
SSPB1810U32D	US32D	106.25	


**24" Long x 1" Thick / Back-To-Back**

Part Number	Finish	List Each	CASE QTY
SSPB2410U19	US19	175.85	10 PCS
SSPB2410U32	US32	144.20	
SSPB2410U32D	US32D	123.95	



Door Thickness: 1-3/8" ~ 2"  
 Note: All pulls are packed with mounting hardware for both wood & glass doors.



ADJUSTABLE PULLS / SOLID BRASS

4 3/4"

Part Number	Finish	List Each	BOX QTY
P310U3	US3	16.65	25 PC
P310U4	US4	18.10	
P310U5	US5	18.10	CASE QTY
P310U10B	US10B	18.10	250 PC
P310U15	US15	18.10	
P310U15A	US15A	18.10	
P310U19	US19	18.10	
P310U26	US26	18.10	
P310U26D	US26D	18.10	
P310CR003	CR003	20.30	



Adjustable out to 4 1/4" center-to-center.

Instructions to adjust width of pull during installation and avoid scratching.

1. Unscrew the legs completely.
2. Remove set screw to loosen round ring/clamp.
3. Adjust ring/clamp to required width position.
4. Replace and tighten set screw.
5. Reattach legs.



6 1/2"

Part Number	Finish	List Each	BOX QTY
P311U3	US3	21.50	25 PC
P311U4	US4	24.05	
P311U5	US5	24.05	CASE QTY
P311U10B	US10B	24.05	250 PC
P311U15	US15	24.05	
P311U15A	US15A	24.05	
P311U19	US19	24.05	
P311U26	US26	24.05	
P311U26D	US26D	24.05	
P311CR003	CR003	27.85	




Adjustable to 6" center-to-center.

BAR PULLS / 12mm DIAMETER / SOLID CORE STAINLESS STEEL

Part Number	Center-Center	Length	Case Qty	List Each
BP3000SS	3"	5 1/4"	100 PC	11.45
BP3750SS	3 3/4"	6"	100 PC	12.90
BP3500SS	3 3/4"	6 1/8"	100 PC	13.30
BP5000SS	5"	7 1/4"	100 PC	13.75
BP7500SS	7 9/16"	9 3/4"	100 PC	15.20
BP1000SS	10"	13 1/4"	60 PC	18.10
BP1138SS	11 5/16"	13 5/8"	50 PC	18.70
BP1250SS	12 9/16"	15 3/4"	30 PC	19.30
BP1378SS	13 7/8"	16 1/2"	50 PC	20.30
BP1637SS	16 3/8"	19 1/2"	30 PC	23.55
BP1900SS	18 7/8"	22"	40 PC	25.35
BP1878SS	19"	21 1/2"	40 PC	24.75
BP2138SS	21 3/8"	24 5/8"	40 PC	27.75
BP2500SS	25 1/4"	28 3/8"	30 PC	29.95
BP2650SS	26 1/2"	28 7/16"	25 PC	31.15
BP2775SS	27 3/4"	31"	30 PC	35.00
BP3675SS	18 1/2" - 3 legs	40"	25 PC	44.70

Bar pulls are solid stainless steel, not hollow.



## Door Accessories

	Pages
Screen / Storm Door Locks.....	8 - 2
Mail Slots.....	8 - 3
Mail Slot Accessories.....	8 - 3
Security Door Guards.....	8 - 3
Chain Door Guard.....	8 - 3
Bell Buttons.....	8 - 4
Door Knockers.....	8 - 5
Door Viewer.....	8 - 5
Door Viewer Cover.....	8 - 5
Pocket Lock Receiver.....	8 - 6
Pocket Locks.....	8 - 6
Pocket Door Jamb Bolts.....	8 - 7



► Custom finish plating available.

# DOOR ACCESSORIES

## SCREEN AND STORM DOOR LOCKS & ACCESSORIES / SOLID BRASS

### Rectangular / Mortise Lock

Part Number	Finish	List Each
SDML334U3	US3	151.80
SDML334U5	US5	158.15
SDML334U10B	US10B	158.15
SDML334U15	US15	158.15
SDML334U15A	US15A	158.15
SDML334U19	US19	158.15
SDML334U26	US26	158.15
SDML334U26D	US26D	158.15
SDML334CR003	CR003	170.80

BACKSET	DOOR	KNOB PROJECTS	LEVER PROJECTS
1 1/2"	7/8" ~ 1-3/8"	2"	1 1/8"
PLATES	FACE	EXTRUDED BRASS	PRIVACY FUNCTION
4 1/4" x 1 1/4"	3 3/4" x 3/4"		



\*Packaged as shown. Free swap for Lever-Lever or Knob-Knob configuration upon request.

### Classic / Mortise Lock / 2"x 2"x 1/2"

Part Number	Finish	List Each
SDL688U3	US3	145.50
SDL688U5	US5	151.80
SDL688U10B	US10B	151.80
SDL688U15	US15	151.80
SDL688U15A	US15A	151.80
SDL688U19	US19	151.80
SDL688U26	US26	151.80
SDL688U26D	US26D	151.80
SDL688CR003	CR003	174.55

BACKSET	DOOR	KNOB PROJECTS	LEVER PROJECTS
1 1/2"	7/8" ~ 1-3/4"	1 3/4"	2"
PLATES	FACE	EXTRUDED BRASS	PRIVACY FUNCTION
6" x 1 1/2"	3 1/4" x 3/4"		



\*Packaged as shown. Free swap for Lever-Lever or Knob-Knob configuration upon request.

### Rectangular / Tubular Lock

Part Number	Finish	List Each
SDLS480U3-UNL	US3-UNL	63.50
SDLS480U3	US3	63.50
SDLS480U10B	US10B	74.05
SDLS480U15	US15	74.05
SDLS480U19	US19	63.50

BACKSET	DOOR	KNOB PROJECTS	LEVER PROJECTS
1 3/4"	7/8" ~ 1-3/8"	2 1/8"	2 1/8"
PLATES	PRIVACY FUNCTION		
4" x 1 3/8"			



\*Packaged as shown. Free swap for Lever-Lever or Knob-Knob configuration upon request.

### Round / Tubular Lock

Part Number	Finish	List Each
SDL980U3-UNL	US3-UNL	50.60
SDL980U3	US3	50.60
SDL980U5	US5	53.15
SDL980U10B	US10B	53.15
SDL980U15	US15	53.15
SDL980U19	US19	50.60

BACKSET	DOOR	KNOB PROJECTS	LEVER PROJECTS
1 3/4"	7/8" ~ 1 3/8"	2 1/8"	2"
PRIVACY FUNCTION			



\*Packaged as shown. Free swap for Lever-Lever or Knob-Knob configuration upon request.

\*Lever and Knob Accessories also available Stock. See page 12 - 8

## MAIL SLOTS &amp; ACCESSORIES / SOLID BRASS &amp; STAINLESS STEEL

## 13"x 3 1/8" / Heavy Duty

Part Number	Finish	List Each	BOX QTY
MS0030U3	US3	189.75	1 PC
MS0030U5	US5	194.80	
MS0030U10B	US10B	194.80	CASE QTY
MS0030U15	US15	194.80	20 PC
MS0030U15A	US15A	194.80	
MS0030U19	US19	194.80	CASE WEIGHT
MS0030U26	US26	194.80	64 LB
MS0030U26D	US26D	194.80	
MS0030CR003	CR003	202.40	



## 13 1/8"x 3 5/8" / Standard

Part Number	Finish	List Each	BOX QTY
MS211U3	US3	88.55	1 PC
MS211U5	US5	91.10	
MS211U10B	US10B	91.10	CASE QTY
MS211U15	US15	91.10	25 PC
MS211U15A	US15A	91.10	
MS211U19	US19	91.10	CASE WEIGHT
MS211U26	US26	91.10	31 LB
MS211U26D	US26D	91.10	
MS211CR003	CR003	113.85	



## 13 1/8"x 3 5/8" / With Interior Flap

Part Number	Finish	List Each	BOX QTY
MS212U3	US3	139.15	1 PC
MS212U5	US5	145.50	
MS212U10B	US10B	145.50	CASE QTY
MS212U15	US15	145.50	20 PC
MS212U15A	US15A	145.50	
MS212U19	US19	145.50	CASE WEIGHT
MS212U26	US26	145.50	38 LB
MS212U26D	US26D	145.50	
MS212CR003	CR003	158.15	



## 8 7/8"x 2 7/8" / Standard

Part Number	Finish	List Each	BOX QTY
MS626U3	US3	77.15	1 PC
MS626U5	US5	79.70	
MS626U10B	US10B	79.70	CASE QTY
MS626U15	US15	79.70	50 PC
MS626U15A	US15A	79.70	
MS626U19	US19	79.70	CASE WEIGHT
MS626U26	US26	79.70	36 LB
MS626U26D	US26D	79.70	
MS626CR003	CR003	89.80	



## 8 7/8"x 2 7/8" / With Interior Flap

Part Number	Finish	List Each	BOX QTY
MS627U3	US3	96.15	1 PC
MS627U5	US5	98.65	
MS627U10B	US10B	98.65	CASE QTY
MS627U15	US15	98.65	50 PC
MS627U15A	US15A	98.65	
MS627U19	US19	98.65	CASE WEIGHT
MS627U26	US26	98.65	46 LB
MS627U26D	US26D	98.65	
MS627CR003	CR003	112.60	



## Letter Box Hood / Solid Brass

For MS0030 / MS211

Part Number	Finish	List Each
MSH158U3	US3	58.20
MSH158U5	US5	63.25
MSH158U10B	US10B	63.25
MSH158U15	US15	63.25
MSH158U15A	US15A	63.25
MSH158U19	US19	63.25
MSH158U26	US26	63.25
MSH158U26D	US26D	63.25
MSH158CR003	CR003	68.30

BOX QTY	CASE QTY	CASE WEIGHT
10 PC	60 PC	42 LB




## Letter Box Sleeve / Stainless Steel

For MS0030 / MS211 / MS212

Part Number	Finish	List Each
MSS005	US32D	31.65

BOX QTY	CASE QTY
5 PC	10 PC



## SECURITY DOOR GUARDS / SOLID BRASS

 6 3/4" x 2 1/2" / Contemporary / Heavy Duty  
With Ball Tension Action

Part Number	Finish	List Each	BOX QTY
DGSB675U3	US3	35.70	10 PC
DGSB675U5	US5	41.00	
DGSB675U10B	US10B	41.00	CASE QTY
DGSB675U15	US15	41.00	100 PC
DGSB675U15A	US15A	41.00	
DGSB675U19	US19	41.00	CASE WEIGHT
DGSB675U26	US26	41.00	40 LB
DGSB675U26D	US26D	41.00	
DGSB675CR003	CR003	44.95	



## Chain Door Guard / Doorbolt

Part Number	Finish	List Each	BOX QTY
CDG35U3	US3	25.30	15 PC
CDG35U5	US5	26.55	
CDG35U10B	US10B	26.55	CASE QTY
CDG35U15	US15	26.55	75 PC
CDG35U15A	US15A	26.55	
CDG35U19	US19	26.55	CASE WEIGHT
CDG35U26	US26	26.55	26 LB
CDG35U26D	US26D	26.55	
CDG35CR003	CR003	29.10	





## SECURITY DOOR GUARDS / SOLID BRASS

## 4"x 2 1/2"

Part Number	Finish	List Each
DG425U3	US3	32.90
DG425U5	US5	36.70
DG425U10B	US10B	36.70
DG425U15	US15	36.70
DG425U15A	US15A	36.70
DG425U19	US19	36.70
DG425U26	US26	36.70
DG425U26D	US26D	36.70
DG425CR003	CR003	40.50


CASE WEIGHT	CASE QTY	BOX QTY
38 LB	100 PC	10 PC



## 5"x 2 1/2"

Part Number	Finish	List Each
DG525U3	US3	34.15
DG525U5	US5	39.20
DG525U10B	US10B	39.20
DG525U15	US15	39.20
DG525U15A	US15A	39.20
DG525U19	US19	39.20
DG525U26	US26	39.20
DG525U26D	US26D	39.20
DG525CR003	CR003	43.00

CASE WEIGHT	CASE QTY	BOX QTY
24 LB	50 PC	10 PC



## BELL BUTTONS / SOLID BRASS

## 2 1/4" Diameter / Round With Rope Pattern

Part Number	Finish	List Each	BOX QTY
BBRR213U3	US3	34.25	2 PC
BBRR213U5	US5	37.70	CASE QTY 60 PC
BBRR213U10B	US10B	37.70	
BBRR213U15	US15	37.70	
BBRR213U15A	US15A	37.70	
BBRR213U19	US19	37.70	
BBRR213U26	US26	37.70	
BBRR213U26D	US26D	37.70	
BBRR213CR003	CR003	40.00	



## 2 1/4" Diameter / Round

Part Number	Finish	List Each	BOX QTY
BBR213U3	US3	34.25	2 PC
BBR213U5	US5	37.70	CASE QTY 60 PC
BBR213U10B	US10B	37.70	
BBR213U15	US15	37.70	
BBR213U15A	US15A	37.70	
BBR213U19	US19	37.70	
BBR213U26	US26	37.70	
BBR213U26D	US26D	37.70	
BBR213CR003	CR003	40.00	



## 3 1/4"x 1 1/4" / Rectangular

Part Number	Finish	List Each	BOX QTY
BBS333U3	US3	34.25	2 PC
BBS333U5	US5	37.70	CASE QTY 60 PC
BBS333U10B	US10B	37.70	
BBS333U15	US15	37.70	
BBS333U15A	US15A	37.70	
BBS333U19	US19	37.70	
BBS333U26	US26	37.70	
BBS333U26D	US26D	37.70	
BBS333CR003	CR003	40.00	



## 3 1/4"x 1 1/4" / Rectangular With Rope Pattern

Part Number	Finish	List Each	BOX QTY
BBSR333U3	US3	34.25	2 PC
BBSR333U5	US5	37.70	CASE QTY 60 PC
BBSR333U10B	US10B	37.70	
BBSR333U15	US15	37.70	
BBSR333U15A	US15A	37.70	
BBSR333U19	US19	37.70	
BBSR333U26	US26	37.70	
BBSR333U26D	US26D	37.70	
BBSR333CR003	CR003	40.00	




## 2 3/8"x 1 5/8" / Oblong Plastic Button

Part Number	Finish	List Each	BOX QTY
BBC20U3	US3	21.85	25 PC
BBC20U5	US5	25.30	CASE QTY 250 PC
BBC20U10B	US10B	25.30	
BBC20U15	US15	25.30	
BBC20U15A	US15A	25.30	
BBC20U19	US19	25.30	
BBC20U26	US26	25.30	
BBC20U26D	US26D	25.30	
BBC20CR003	CR003	30.35	



## BBC20 Replacement Bell Button

Part Number	Finish	List Each
BBC20-REPLU3	US3	10.00
BBC20-REPLU5	US5	10.00
BBC20-REPLU10B	US10B	10.00
BBC20-REPLU15	US15	10.00
BBC20-REPLU15A	US15A	10.00
BBC20-REPLU19	US19	10.00
BBC20-REPLU26	US26	10.00
BBC20-REPLU26D	US26D	10.00
BBC20-REPL003	CR003	10.00



## DOOR KNOCKERS, VIEWERS &amp; ACCESSORIES / SOLID BRASS

## 4 5/8" x 3" / Modern With Viewer

Part Number	Finish	List Each
DKMV4U10B	US10B	82.25
DKMV4U15	US15	82.25
DKMV4U19	US19	82.25
DKMV4U26	US26	82.25
DKMV4U26D	US26D	82.25



## 8 1/2" x 4 1/8" / Imperial

Part Number	Finish	List Each	BOX QTY	CASE QTY	CASE WEIGHT
DK854U3	US3	89.80	1 PC		
DK854U5	US5	98.65			
DK854U10B	US10B	98.65		20 PC	
DK854U15	US15	98.65			
DK854U15A	US15A	98.65			25 LB
DK854U19	US19	98.65			
DK854U26	US26	98.65			
DK854U26D	US26D	98.65			
DK854CR003	CR003	105.00			



## 6" x 3" / Victorian Rope With Viewer

Part Number	Finish	List Each	BOX QTY	CASE QTY	CASE WEIGHT	VIEW RANGE
DKV6RU3	US3	50.60	1 PC			
DKV6RU5	US5	54.05				
DKV6RU10B	US10B	54.05		20 PC		
DKV6RU15	US15	54.05				
DKV6RU15A	US15A	54.05			20 LB	
DKV6RU19	US19	54.05			20 LB	
DKV6RU26	US26	54.05				180°
DKV6RU26D	US26D	54.05				
DKV6RCR003	CR003	57.50				



## 6" x 3" / With Viewer

Part Number	Finish	List Each	BOX QTY	CASE QTY	CASE WEIGHT	VIEW RANGE
DKV630U3	US3	45.55	10 PC			
DKV630U5	US5	49.35				
DKV630U10B	US10B	49.35		100 PC		
DKV630U15	US15	49.35				
DKV630U15A	US15A	49.35			42 LB	
DKV630U19	US19	49.35				
DKV630U26	US26	49.35				180°
DKV630U26D	US26D	49.35				
DKV630CR003	CR003	53.15				



## 7" x 3 1/2" / Victorian

Part Number	Finish	List Each	BOX QTY	CASE QTY	CASE WEIGHT
DK7356U3	US3	68.85	1 PC		
DK7356U5	US5	72.45			
DK7356U10B	US10B	72.45		50 PC	
DK7356U15	US15	72.45			
DK7356U15A	US15A	72.45			38 LB
DK7356U19	US19	72.45			
DK7356U26	US26	72.45			
DK7356U26D	US26D	72.45			
DK7356CR003	CR003	78.50			




## 7 1/2" x 4" / Victorian Rope

Part Number	Finish	List Each	BOX QTY	CASE QTY	CASE WEIGHT
DKR75U3	US3	54.40	1 PC		
DKR75U5	US5	59.45			
DKR75U10B	US10B	59.45		20 PC	
DKR75U15	US15	59.45			
DKR75U15A	US15A	59.45			20 LB
DKR75U19	US19	59.45			
DKR75U26	US26	59.45			
DKR75U26D	US26D	59.45			
DKR75CR003	CR003	63.25			



## Door Viewer / Glass Lens / Solid Brass

Part Number	Finish	List Each	BOX QTY	CASE QTY	CASE WEIGHT	DOORS	VIEW RANGE
55211U3-UL	US3	12.00	12 PC				
55211U5-UL	US5	12.00					
55211U10B-UL	US10B	12.00		600 PC			
55211U15-UL	US15	12.00					
55211U15A-UL	US15A	12.00			55 LB		
55211U19-UL	US19	12.00					
55211U26-UL	US26	12.00				1 3/8" ~ 2 1/4"	
55211U26D-UL	US26D	12.00					200°
55211CR003-UL	CR003	12.65					



## Viewer Cover for 55211-UL / Steel

Part Number	Finish	List Each
552COVERU19	US19	2.90
552COVERU26D	US26D	2.90



Installed Cover



POCKET LOCKS / SOLID BRASS

Adjustable  
3 1/4" x 2 1/4" / Heavy Duty / Receiver

Part Number	Finish	List Each	BOX QTY
SDAR325U3	US3	35.40	10 PC
SDAR325U5	US5	37.95	
SDAR325U10B	US10B	37.95	CASE QTY
SDAR325U14	US14	37.95	50 PC
SDAR325U15	US15	37.95	
SDAR325U15A	US15A	37.95	CASE WEIGHT
SDAR325U19	US19	37.95	34 LB
SDAR325U26	US26	37.95	
SDAR325U26D	US26D	37.95	



Adjustable  
3 1/4" x 2 1/4" / Heavy Duty / Privacy

Part Number	Finish	List Each	BOX QTY
SDLA325U3	US3	38.65	10 PC
SDLA325U3-UNL	US3-UNL	41.05	
SDLA325U5	US5	41.05	CASE QTY
SDLA325U10B	US10B	41.05	50 PC
SDLA325U14	US14	41.05	
SDLA325U15	US15	41.05	CASE WEIGHT
SDLA325U15A	US15A	41.05	30 LB
SDLA325U19	US19	41.05	
SDLA325U26	US26	41.05	
SDLA325U3/26	US3/26	41.05	
SDLA325U26D	US26D	41.05	
SDLA325CR003	CR003	48.30	

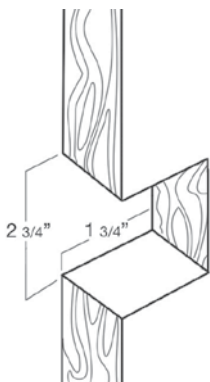


Adjustable  
3 1/4" x 2 1/4" / Heavy Duty / Passage

Part Number	Finish	List Each	BOX QTY
SDPA325U3	US3	32.90	10 PC
SDPA325U3-UNL	US3-UNL	32.90	
SDPA325U5	US5	35.40	CASE QTY
SDPA325U10B	US10B	35.40	50 PC
SDPA325U14	US14	35.40	
SDPA325U15	US15	35.40	CASE WEIGHT
SDPA325U15A	US15A	35.40	30 LB
SDPA325U19	US19	35.40	
SDPA325U26	US26	35.40	
SDPA325U3/26	US3/26	35.40	
SDPA325U26D	US26D	35.40	
SDPA325CR003	CR003	44.30	

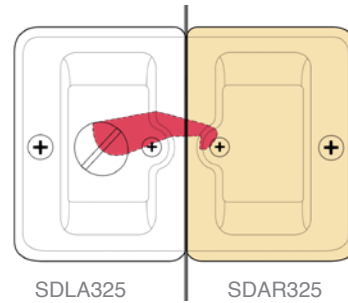


US3 Exterior / US26 Interior



Fits Door Thickness: 1 3/8" ~ 1 5/8"

Receiver Function



SDLA325 | SDAR325

Locks two pocket doors together.

2 1/2" x 2 3/4" / Privacy

Part Number	Finish	List Each	BOX QTY
SDL25U3	US3	25.30	10 PC
SDL25U5	US5	26.55	
SDL25U10B	US10B	26.55	CASE QTY
SDL25U14	US14	26.55	50 PC
SDL25U15	US15	26.55	
SDL25U15A	US15A	26.55	CASE WEIGHT
SDL25U19	US19	26.55	20 LB
SDL25U26	US26	26.55	
SDL25U3/26	US3/26	26.55	
SDL25U26D	US26D	26.55	
SDL25CR003	CR003	29.10	

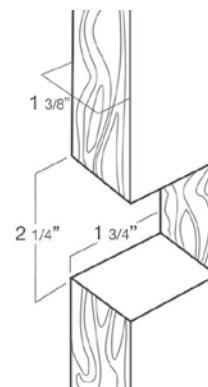


2 1/2" x 2 3/4" / Passage

Part Number	Finish	List Each	BOX QTY
SDP25U3	US3	20.25	10 PC
SDP25U5	US5	22.75	
SDP25U10B	US10B	22.75	CASE QTY
SDP25U14	US14	22.75	50 PC
SDP25U15	US15	22.75	
SDP25U15A	US15A	22.75	CASE WEIGHT
SDP25U19	US19	22.75	16 LB
SDP25U26	US26	22.75	
SDP25U3/26	US3/26	22.75	
SDP25U26D	US26D	22.75	
SDP25CR003	CR003	25.30	



US3 Exterior / US26 Interior



Fits Door Thickness: 1 3/8"

## DECORATIVE POCKET LOCKS / SOLID BRASS

## POCKET DOOR JAMB BOLTS / SOLID BRASS

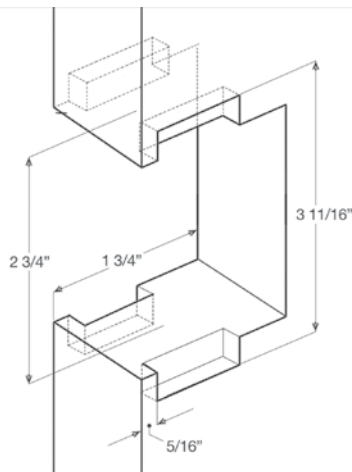
## 6" x 2 1/2" / Privacy

Part Number	Finish	List Each	BOX QTY
SDL60U3	US3	56.90	5 PC
SDL60U5	US5	59.45	CASE QTY 50 PC
SDL60U10B	US10B	59.45	
SDL60U14	US14	59.45	CASE WEIGHT 27 LB
SDL60U15	US15	59.45	
SDL60U26	US26	59.45	



## 6" x 2 1/2" / Passage

Part Number	Finish	List Each	BOX QTY
SDP60U3	US3	53.15	5 PC
SDP60U5	US5	55.65	CASE QTY 50 PC
SDP60U10B	US10B	55.65	
SDP60U14	US14	55.65	CASE WEIGHT 27 LB
SDP60U15	US15	55.65	
SDP60U26	US26	55.65	



Fits Door Thickness: 1 3/8" ~ 1 5/8"

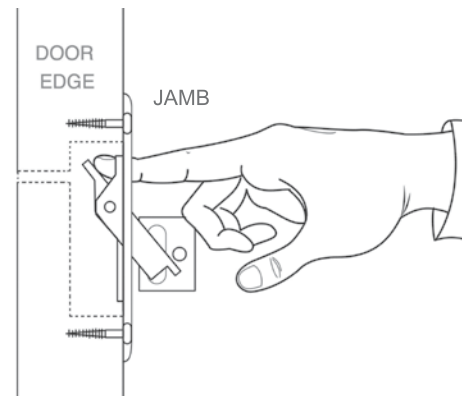
## 4 5/8" x 1 1/4" / Jamb Bolt

Part Number	Finish	List Each	BOX QTY
PDB50U3	US3	21.75	30 PC
PDB50U3-UNL	US3-UNL	21.75	CASE QTY 300 PC
PDB50U4	US4	25.35	
PDB50U5	US5	25.35	CASE QTY 300 PC
PDB50U10B	US10B	25.35	
PDB50U14	US14	25.35	
PDB50U15	US15	25.35	
PDB50U15A	US15A	25.35	
PDB50U19	US19	25.35	
PDB50U26	US26	25.35	
PDB50U26D	US26D	25.35	



## 3" x 1 1/4" / Jamb Bolt

Part Number	Finish	List Each	BOX QTY
PDB42U3	US3	10.10	30 PC
PDB42U3-UNL	US3-UNL	10.10	CASE QTY 300 PC
PDB42U4	US4	12.65	
PDB42U5	US5	12.65	CASE QTY 300 PC
PDB42U10B	US10B	12.65	
PDB42U14	US14	12.65	
PDB42U15	US15	12.65	
PDB42U15A	US15A	12.65	
PDB42U19	US19	12.65	
PDB42U26	US26	12.65	
PDB42U26D	US26D	12.65	
PDB42CR003	CR003	14.95	



This is an unfamiliar but useful piece of hardware to lock pocket doors. It is mounted on interior side of a pocket door near the jamb face. When the top half is pushed in the bottom half pops out preventing the door from returning into its pocket.

A strike is provided to protect the jamb. Emergency release is accomplished by drilling a small hole on the exterior face of the door. Insert a thin object into this hole to push the rocker back into the unlocked position.



## Home Accessories

	Pages
Handrail Brackets.....	9 - 2
Garment Hooks.....	9 - 3
Valet Hook.....	9 - 3
Triple Swivel Hook.....	9 - 3
Robe Hooks.....	9 - 4
Drop Latch.....	9 - 4
Cabin Hooks.....	9 - 5
Switch Plates.....	9 - 5
Modern S.S. Letters & Numbers, B Series.....	9 - 7
Modern S.S. Letters & Numbers, E Series.....	9 - 9
Solid Brass Letters 4".....	9 - 11
Solid Brass House Numbers 4" & 6".....	9 - 13
Zinc Die-Cast House Numbers 4".....	9 - 14




► Custom finish plating available.

# HOME ACCESSORIES

## HANDRAIL BRACKETS / SOLID BRASS & ZINC

### 3 1/4" Modern / HD / Solid Brass

Part Number	Finish	List Each	BOX QTY
HRBM325U3	US3	69.60	20 PC
HRBM325U4	US4	74.65	
HRBM325U10B	US10B	74.65	
HRBM325U15	US15	74.65	
HRBM325U19	US19	74.65	
HRBM325U26	US26	74.65	
HRBM325U26D	US26D	74.65	



### 3 1/4" Projection / Solid Brass

Part Number	Finish	List Each	BASE DIAMETER
HRC175U3	US3	31.65	2 1/4"
HRC175U5	US5	34.15	
HRC175U10B	US10B	34.15	BOX QTY
HRC175U15	US15	34.15	5 PC
HRC175U15A	US15A	34.15	CASE QTY
HRC175U19	US19	34.15	50 PC
HRC175U26	US26	34.15	CASE WEIGHT
HRC175U26D	US26D	34.15	30 LB
HRC175CR003	CR003	39.20	




### 3" Projection / Solid Brass

Part Number	Finish	List Each	BASE DIAMETER
HRC253U3	US3	33.80	2 1/4"
HRC253U5	US5	37.45	
HRC253U10B	US10B	37.45	BOX QTY
HRC253U15	US15	37.45	5 PC
HRC253U15A	US15A	37.45	CASE QTY
HRC253U19	US19	37.45	50 PC
HRC253U26	US26	37.45	CASE WEIGHT
HRC253U26D	US26D	37.45	33 LB
HRC253CR003	CR003	41.05	



### 3 3/8" Projection / Solid Brass

Part Number	Finish	List Each	BASE
HRB325U3	US3	24.15	2 7/16" x 1 1/2"
HRB325U3-UNL	US3-UNL	24.15	
HRB325U5	US5	27.75	BOX QTY
HRB325U10B	US10B	27.75	10 PC
HRB325U14	US14	27.75	CASE QTY
HRB325U15	US15	27.75	50 PC
HRB325U15A	US15A	27.75	CASE WEIGHT
HRB325U19	US19	27.75	29 LB
HRB325U26	US26	27.75	
HRB325U26D	US26D	27.75	
HRB325CR003	CR003	31.40	



### 3 1/4" Projection / Zinc Die Cast

Part Number	Finish	List Each	BASE
ZHRBB325U3	US3	11.40	1 1/4" x 2 1/4"
ZHRBB325U5	US5	11.40	
ZHRBB325U10B	US10B	11.40	BOX QTY
ZHRBB325U15	US15	11.40	50 PC
ZHRBB325U15A	US15A	11.40	CASE QTY
ZHRBB325U26	US26	11.40	150 PC
ZHRBB32526D	US26D	11.40	CASE WEIGHT
			30 LB



## GARMENT HOOKS / SOLID BRASS

## 2 3/4" x 1 5/8" Double Hook

Part Number	Finish	List Each	BOX QTY
WDH15U3	US3	11.40	20 PC
WDH15U5	US5	12.65	
WDH15U10B	US10B	12.65	CASE QTY
WDH15U14	US14	12.65	200 PC
WDH15U15	US15	12.65	
WDH15U15A	US15A	12.65	CASE WEIGHT
WDH15U19	US19	12.65	22 LB
WDH15U26	US26	12.65	
WDH15U26D	US26D	12.65	
WDH15CR003	CR003	15.20	



## 3" Coat &amp; Hat Hook

Part Number	Finish	List Each	BASE
CAHH3U3	US3	13.90	1 3/8" x 1 1/8"
CAHH3U3-UNL	US3-UNL	13.90	
CAHH3U5	US5	15.20	BOX QTY
CAHH3U10B	US10B	15.20	20 PC
CAHH3U14	US14	15.20	
CAHH3U15	US15	15.20	CASE QTY
CAHH3U15A	US15A	15.20	200 PC
CAHH3U19	US19	15.20	
CAHH3U26	US26	15.20	CASE WEIGHT
CAHH3U26D	US26D	15.20	40 LB
CAHH3CR003	CR003	16.45	



## 3 1/2" Projection Coat &amp; Hat Hook / Heavy Duty

Part Number	Finish	List Each	BASE
CAHH35U3	US3	19.00	1 1/2" x 1 1/4"
CAHH35U3-UNL	US3-UNL	19.00	
CAHH35U5	US5	21.50	BOX QTY
CAHH35U10B	US10B	21.50	20 PC
CAHH35U14	US14	21.50	
CAHH35U15	US15	21.50	CASE QTY
CAHH35U15A	US15A	21.50	200 PC
CAHH35U19	US19	21.50	
CAHH35U26	US26	21.50	CASE WEIGHT
CAHH35U26D	US26D	21.50	40 LB
CAHH35CR003	CR003	24.05	




## 2 5/8" Modern Hook / Heavy Duty

Part Number	Finish	List Each	BOX QTY
MH11U3	US3	30.35	20 PC
MH11U4	US4	32.90	
MH11U5	US5	32.90	CASE QTY
MH11U10B	US10B	32.90	120 PC
MH11U14	US14	32.90	
MH11U15	US15	32.90	CASE WEIGHT
MH11U19	US19	32.90	42 LB
MH11U26	US26	32.90	
MH11U26D	US26D	32.90	



## 2 1/4" Modern Hook

Part Number	Finish	List Each	BOX QTY
MH12U3	US3	27.85	20 PC
MH12U4	US4	30.35	
MH12U5	US5	30.35	CASE QTY
MH12U10B	US10B	30.35	200 PC
MH12U14	US14	30.35	
MH12U15	US15	30.35	CASE WEIGHT
MH12U19	US19	30.35	40 LB
MH12U26	US26	30.35	
MH12U26D	US26D	30.35	



## VALET HOOK &amp; TRIPLE SWIVEL / SOLID BRASS

## 7" Projection

Part Number	Finish	List Each	BASE
VH65U3	US3	36.70	3 1/4" x 1 5/8"
VH65U5	US5	39.20	
VH65U10B	US10B	39.20	BOX QTY
VH65U15	US15	39.20	5 PC
VH65U15A	US15A	39.20	CASE QTY
VH65U19	US19	39.20	100 PC
VH65U26	US26	39.20	
VH65U26D	US26D	39.20	CASE WEIGHT
VH65CR003	CR003	41.75	40 LB



Hook extends 90°

## 4" Projection Triple Swivel Hook


Part Number	Finish	List Each	BASE
TSH40U3	US3	48.85	3 1/8" x 1 1/2"
TSH40U5	US5	51.55	
TSH40U10B	US10B	51.55	BOX QTY
TSH40U15	US15	51.55	5 PC
TSH40U15A	US15A	51.55	CASE QTY
TSH40U19	US19	51.55	50 PC
TSH40U26	US26	51.55	
TSH40U26D	US26D	51.55	CASE WEIGHT
TSH40CR003	CR003	57.00	30 LB



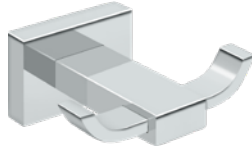
## ROBE HOOKS / LIMITED

**MM-Series Robe Hook**

Part Number	Finish	List Each	BASE DIAMETER
MM2009-4	US4	40.00	2 3/16"
MM2009-15	US15	40.00	2 3/16"
MM2009-19	US19	40.00	PROJECTS
MM2009-26	US26	40.00	2 1/4"


**55D-Series Double Robe Hook**


Part Number	Finish	List Each	BASE DIAMETER
55D2010-14	US14	35.00	1 7/8"
55D2010-26	US26	35.00	1 1/4"
			PROJECTS
			2 1/2"


**BBS-Series Double Robe Hook / Solid Brass**

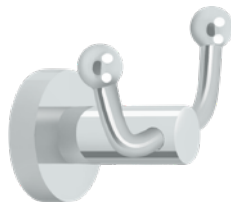
Part Number	Finish	List Each	BASE DIAMETER
BBS2010-4	US4	49.00	2"
BBS2010-10B	US10B	49.00	PROJECTS
BBS2010-14	US14	49.00	2-3/4"
BBS2010-15	US15	49.00	
BBS2010-26	US26	49.00	


**BBN-Series Single Robe Hook / Zinc**


Part Number	Finish	List Each	BASE DIAMETER
BBN2009-15	US15	15.00	1 3/4"
BBN2009-26	US26	15.00	PROJECTS
			2"


**BBN-Series Double Robe Hook / Zinc**


Part Number	Finish	List Each	BASE DIAMETER
BBN2010-15	US15	22.00	1 3/4"
BBN2010-26	US26	22.00	PROJECTS
			2"


**88-Series Single Robe Hook / Solid Brass**


Part Number	Finish	List Each	BASE DIAMETER
88SRH-15	US15	45.00	2 5/8"
88SRH-26	US26	45.00	PROJECTS
			3 1/8"


**88-Series Double Robe Hook / Solid Brass**


Part Number	Finish	List Each	BASE DIAMETER
88DRH-15	US15	55.00	2 5/8"
88DRH-26	US26	55.00	PROJECTS
			3 1/8"


**BBS-Series Single Robe Hook / Solid Brass**

Part Number	Finish	List Each	BASE DIAMETER
BBS2009-4	US4	32.00	2"
BBS2009-10B	US10B	32.00	PROJECTS
BBS2009-14	US14	32.00	1 1/2"
BBS2009-15	US15	32.00	
BBS2009-26	US26	32.00	


**R-Series Single Robe Hook / Solid Brass**

Part Number	Finish	List Each	BASE DIAMETER
R2009-U10B	US10B	30.00	2 5/8"
R2009-U14	US14	30.00	PROJECTS
R2009-U15	US15	30.00	3 1/2"
R2009-U15A	US15A	30.00	
R2009-U19	US19	30.00	
R2009-U26	US26	30.00	
R2009-CR003	CR003	35.00	


**R-Series Double Robe Hook / Solid Brass**


Part Number	Finish	List Each	BASE DIAMETER
R2010-U10B	US10B	45.00	2 5/8"
R2010-U14	US14	45.00	PROJECTS
R2010-U15	US15	45.00	2-5/8"
R2010-U15A	US15A	45.00	
R2010-U19	US19	45.00	
R2010-U26	US26	45.00	
R2010-CR003	CR003	50.00	



## DROP LATCH / SOLID BRASS

**3 1/2" Drop Latch**

Part Number	Finish	List Each	BOX QTY
DL35U3	US3	31.40	20 PC
DL35U5	US5	35.00	
DL35U10B	US10B	35.00	
DL35U15	US15	35.00	
DL35U15A	US15A	35.00	
DL35U26	US26	35.00	
DL35U26D	US26D	35.00	
DL35CR003	CR003	37.45	





## CABIN HOOKS / SOLID BRASS

## 4" / British Style

Part Number	Finish	List Each
CHB4U3	US3	26.55
CHB4U5	US5	28.45
CHB4U10B	US10B	28.45
CHB4U15	US15	28.45
CHB4U15A	US15A	28.45
CHB4U19	US19	28.45
CHB4U26	US26	28.45
CHB4U26D	US26D	28.45
CHB4CR003	CR003	32.90

BOX QTY	CASE QTY
5 PC	100 PC

## 6" / British Style

Part Number	Finish	List Each
CHB6U3	US3	35.40
CHB6U5	US5	37.95
CHB6U10B	US10B	37.95
CHB6U15	US15	37.95
CHB6U15A	US15A	37.95
CHB6U19	US19	37.95
CHB6U26	US26	37.95
CHB6U26D	US26D	37.95
CHB6CR003	CR003	40.50

BOX QTY	CASE QTY
5 PC	100 PC

## 4" / Contemporary

Part Number	Finish	List Each
CHK4U3	US3	22.95
CHK4U5	US5	24.15
CHK4U10B	US10B	24.15
CHK4U15	US15	24.15
CHK4U15A	US15A	24.15
CHK4U19	US19	24.15
CHK4U26	US26	24.15
CHK4U26D	US26D	24.15
CHK4CR003	CR003	29.00

BOX QTY	CASE QTY
20 PC	100 PC

## 6" / Contemporary

Part Number	Finish	List Each
CHK6U3	US3	29.00
CHK6U5	US5	31.40
CHK6U10B	US10B	31.40
CHK6U15	US15	31.40
CHK6U15A	US15A	31.40
CHK6U19	US19	31.40
CHK6U26	US26	31.40
CHK6U26D	US26D	31.40
CHK6CR003	CR003	33.80

BOX QTY	CASE QTY
15 PC	150 PC



Additional Cabin Hook Eye Available. See 12 - 3.



Additional Cabin Hook Eye Available. See 12 - 3.

## SWITCH PLATES / SOLID BRASS

## 4 1/2" x 2 3/4" Single Standard

Part Number	Finish	List Each
SWP4751U3	US3	17.45
SWP4751U5	US5	19.20
SWP4751U10B	US10B	19.20
SWP4751U15	US15	19.20
SWP4751U15A	US15A	19.20
SWP4751U26	US26	19.20
SWP4751U26D	US26D	19.20
SWP4751CR003	CR003	22.35


BOX QTY	CASE QTY
40 PC	160 PC



## 4 1/2" x 4 1/2" Double Standard

Part Number	Finish	List Each
SWP4761U3	US3	26.45
SWP4761U5	US5	28.05
SWP4761U10B	US10B	28.05
SWP4761U15	US15	28.05
SWP4761U15A	US15A	28.05
SWP4761U26	US26	28.05
SWP4761U26D	US26D	28.05
SWP4761CR003	CR003	30.80


BOX QTY	CASE QTY
20 PC	120 PC



## 4 1/2" x 6 1/2" Triple Standard

Part Number	Finish	List Each
SWP4763U3	US3	34.40
SWP4763U5	US5	35.85
SWP4763U10B	US10B	35.85
SWP4763U15	US15	35.85
SWP4763U15A	US15A	35.85
SWP4763U19	US19	35.85
SWP4763U26	US26	35.85
SWP4763U26D	US26D	35.85
SWP4763CR003	CR003	38.90

BOX QTY	CASE QTY
20 PC	120 PC



## 4 1/2" x 4 1/2" Single Standard &amp; Rocker

Part Number	Finish	List Each
SWP4743U3	US3	22.40
SWP4743U5	US5	23.65
SWP4743U10B	US10B	23.65
SWP4743U15	US15	23.65
SWP4743U15A	US15A	23.65
SWP4743U19	US19	23.65
SWP4743U26	US26	23.65
SWP4743U26D	US26D	23.65
SWP4743CR003	CR003	26.20

BOX QTY	CASE QTY
20 PC	120 PC



## SWITCH PLATES / SOLID BRASS

**4 1/2" x 2 3/4" Single Rocker**

Part Number	Finish	List Each	BOX QTY 40 PC
SWP4754U3	US3	16.65	CASE QTY 160 PC
SWP4754U5	US5	18.40	
SWP4754U10B	US10B	18.40	
SWP4754U15	US15	18.40	
SWP4754U15A	US15A	18.40	
SWP4754U19	US19	18.40	
SWP4754U26	US26	18.40	
SWP4754U26D	US26D	18.40	
SWP4754CR003	CR003	21.15	


**4 1/2" x 2 3/4" Double Outlet**


Part Number	Finish	List Each	BOX QTY 40 PC
SWP4752U3	US3	17.45	CASE QTY 160
SWP4752U5	US5	19.20	
SWP4752U10B	US10B	19.20	
SWP4752U15	US15	19.20	
SWP4752U15A	US15A	19.20	
SWP4752U26	US26	19.20	
SWP4752U26D	US26D	19.20	
SWP4752CR003	CR003	22.35	


**4 1/2" x 4 1/2" Double Rocker**

Part Number	Finish	List Each	BOX QTY 20 PC
SWP4741U3	US3	25.30	CASE QTY 120 PC
SWP4741U5	US5	26.80	
SWP4741U10B	US10B	26.80	
SWP4741U15	US15	26.80	
SWP4741U15A	US15A	26.80	
SWP4741U19	US19	26.80	
SWP4741U26	US26	26.80	
SWP4741U26D	US26D	26.80	
SWP4741CR003	CR003	29.45	


**4 1/2" x 4 1/2" Quadruple Outlet**

Part Number	Finish	List Each	BOX QTY 20 PC
SWP4771U3	US3	26.45	CASE QTY 120 PC
SWP4771U5	US5	28.05	
SWP4771U10B	US10B	28.05	
SWP4771U15	US15	28.05	
SWP4771U15A	US15A	28.05	
SWP4771U26	US26	28.05	
SWP4771U26D	US26D	28.05	
SWP4771CR003	CR003	30.80	


**4 5/8" x 6 3/8" Triple Rocker**

Part Number	Finish	List Each	BOX QTY 20 PC
SWP4740U3	US3	32.90	CASE QTY 120 PC
SWP4740U5	US5	34.30	
SWP4740U10B	US10B	34.30	
SWP4740U15	US15	34.30	
SWP4740U15A	US15A	34.30	
SWP4740U19	US19	34.30	
SWP4740U26	US26	34.30	
SWP4740U26D	US26D	34.30	
SWP4740CR003	CR003	37.20	


**4 1/2" x 4 1/2" Single Standard & Double Outlet**


Part Number	Finish	List Each	BOX QTY 20 PC
SWP4762U3	US3	23.40	CASE QTY 120 PC
SWP4762U5	US5	24.75	
SWP4762U10B	US10B	24.75	
SWP4762U15	US15	24.75	
SWP4762U15A	US15A	24.75	
SWP4762U19	US19	24.75	
SWP4762U26	US26	24.75	
SWP4762U26D	US26D	24.75	
SWP4762CR003	CR003	27.50	


**4 5/8" x 8 1/8" Quadruple Rocker**

Part Number	Finish	List Each	BOX QTY 20 PC
SWP4744U3	US3	39.95	CASE QTY 120 PC
SWP4744U5	US5	41.75	
SWP4744U10B	US10B	41.75	
SWP4744U15	US15	41.75	
SWP4744U15A	US15A	41.75	
SWP4744U19	US19	41.75	
SWP4744U26	US26	41.75	
SWP4744U26D	US26D	41.75	
SWP4744CR003	CR003	45.15	


**4 1/2" x 2 3/4" Cable Cover Plate**

Part Number	Finish	List Each	BOX QTY 40 PC
CPC4764U3	US3	17.45	CASE QTY 160 PC
CPC4764U5	US5	19.20	
CPC4764U10B	US10B	19.20	
CPC4764U15	US15	19.20	
CPC4764U15A	US15A	19.20	
CPC4764U19	US19	19.20	
CPC4764U26	US26	19.20	
CPC4764U26D	US26D	19.20	
CPC4764CR003	CR003	22.35	



4" MODERN LETTERS & NUMBERS / B SERIES / STAINLESS STEEL



Over 1/4" thick profile with seamless mount



Optional spacers for a raised installation

**B Series Number 0**

Part Number	Finish	List Each	BOX QTY
RNB-0U19	US19	30.35	20 PC
RNB-0U32D	US32D	28.45	



**B Series Number 1**

Part Number	Finish	List Each	BOX QTY
RNB-1U19	US19	30.35	20 PC
RNB-1U32D	US32D	28.45	



**B Series Number 2**

Part Number	Finish	List Each	BOX QTY
RNB-2U19	US19	30.35	20 PC
RNB-2U32D	US32D	28.45	



**B Series Number 3**

Part Number	Finish	List Each	BOX QTY
RNB-3U19	US19	30.35	20 PC
RNB-3U32D	US32D	28.45	



**B Series Number 4**

Part Number	Finish	List Each	BOX QTY
RNB-4U19	US19	30.35	20 PC
RNB-4U32D	US32D	28.45	



**B Series Number 5**

Part Number	Finish	List Each	BOX QTY
RNB-5U19	US19	30.35	20 PC
RNB-5U32D	US32D	28.45	



**B Series Number 6**

Part Number	Finish	List Each	BOX QTY
RNB-6U19	US19	30.35	20 PC
RNB-6U32D	US32D	28.45	



**B Series Number 7**

Part Number	Finish	List Each	BOX QTY
RNB-7U19	US19	30.35	20 PC
RNB-7U32D	US32D	28.45	



## 4" MODERN LETTERS &amp; NUMBERS / B SERIES / STAINLESS STEEL

**B Series Number 8**

Part Number	Finish	List Each	BOX QTY 20 PC
RNB-8U19	US19	30.35	
RNB-8U32D	US32D	28.45	


**B Series Number 9**

Part Number	Finish	List Each	BOX QTY 20 PC
RNB-9U19	US19	30.35	
RNB-9U32D	US32D	28.45	


**B Series Letter A**

Part Number	Finish	List Each	BOX QTY 20 PC
RNB-AU19	US19	30.35	
RNB-AU32D	US32D	28.45	


**B Series Letter B**

Part Number	Finish	List Each	BOX QTY 20 PC
RNB-BU19	US19	30.35	
RNB-BU32D	US32D	28.45	


**B Series Letter C**

Part Number	Finish	List Each	BOX QTY 20 PC
RNB-CU19	US19	30.35	
RNB-CU32D	US32D	28.45	


**B Series Letter D**

Part Number	Finish	List Each	BOX QTY 20 PC
RNB-DU19	US19	30.35	
RNB-DU32D	US32D	28.45	


**B Series Letter E**

Part Number	Finish	List Each	BOX QTY 20 PC
RNB-EU19	US19	30.35	
RNB-EU32D	US32D	28.45	


**B Series Letter N**

Part Number	Finish	List Each	BOX QTY 20 PC
RNB-NU19	US19	30.35	
RNB-NU32D	US32D	28.45	


**B Series Letter S**

Part Number	Finish	List Each	BOX QTY 20 PC
RNB-SU19	US19	30.35	
RNB-SU32D	US32D	28.45	



**B Series Letter W**

Part Number	Finish	List Each	BOX QTY 20 PC
RNB-WU19	US19	30.35	
RNB-WU32D	US32D	28.45	






4" MODERN LETTERS & NUMBERS / E SERIES / STAINLESS STEEL



Over 1/4" thick profile with seamless mount



Optional spacers for a raised installation

**E Series Number 0**

Part Number	Finish	List Each	BOX QTY
RNE-0U19	US19	30.35	20 PC
RNE-0U32D	US32D	28.45	



**E Series Number 1**

Part Number	Finish	List Each	BOX QTY
RNE-1U19	US19	30.35	20 PC
RNE-1U32D	US32D	28.45	



**E Series Number 2**

Part Number	Finish	List Each	BOX QTY
RNE-2U19	US19	30.35	20 PC
RNE-2U32D	US32D	28.45	



**E Series Number 3**

Part Number	Finish	List Each	BOX QTY
RNE-3U19	US19	30.35	20 PC
RNE-3U32D	US32D	28.45	



**E Series Number 4**

Part Number	Finish	List Each	BOX QTY
RNE-4U19	US19	30.35	20 PC
RNE-4U32D	US32D	28.45	



**E Series Number 5**

Part Number	Finish	List Each	BOX QTY
RNE-5U19	US19	30.35	20 PC
RNE-5U32D	US32D	28.45	



**E Series Number 6**

Part Number	Finish	List Each	BOX QTY
RNE-6U19	US19	30.35	20 PC
RNE-6U32D	US32D	28.45	



**E Series Number 7**

Part Number	Finish	List Each	BOX QTY
RNE-7U19	US19	30.35	20 PC
RNE-7U32D	US32D	28.45	



## 4" MODERN LETTERS &amp; NUMBERS / B SERIES / STAINLESS STEEL

## E Series Number 8

Part Number	Finish	List Each	BOX QTY 20 PC
RNE-8U19	US19	30.35	
RNE-8U32D	US32D	28.45	



## E Series Number 9

Part Number	Finish	List Each	BOX QTY 20 PC
RNE-9U19	US19	30.35	
RNE-9U32D	US32D	28.45	



## E Series Letter A

Part Number	Finish	List Each	BOX QTY 20 PC
RNE-AU19	US19	30.35	
RNE-AU32D	US32D	28.45	



## E Series Letter B

Part Number	Finish	List Each	BOX QTY 20 PC
RNE-BU19	US19	30.35	
RNE-BU32D	US32D	28.45	



## E Series Letter C

Part Number	Finish	List Each	BOX QTY 20 PC
RNE-CU19	US19	30.35	
RNE-CU32D	US32D	28.45	



## E Series Letter D

Part Number	Finish	List Each	BOX QTY 20 PC
RNE-DU19	US19	30.35	
RNE-DU32D	US32D	28.45	



## E Series Letter E

Part Number	Finish	List Each	BOX QTY 20 PC
RNE-EU19	US19	30.35	
RNE-EU32D	US32D	28.45	



## E Series Letter N

Part Number	Finish	List Each	BOX QTY 20 PC
RNE-NU19	US19	30.35	
RNE-NU32D	US32D	28.45	



## E Series Letter S

Part Number	Finish	List Each	BOX QTY 20 PC
RNE-SU19	US19	30.35	
RNE-SU32D	US32D	28.45	



## E Series Letter W

Part Number	Finish	List Each	BOX QTY 20 PC
RNE-WU19	US19	30.35	
RNE-WU32D	US32D	28.45	



## 4" TRADITIONAL LETTERS / SOLID BRASS

**Letter A**

Part Number	Finish	List Each	BOX QTY 10 PC
RL4A-10B	US10B	18.70	
RL4A-15	US15	18.70	
RL4A-15A	US15A	18.70	
RL4A-CR003	CR003	23.90	


**Letter B**

Part Number	Finish	List Each	BOX QTY 10 PC
RL4B-10B	US10B	18.70	
RL4B-15	US15	18.70	
RL4B-15A	US15A	18.70	
RL4B-CR003	CR003	23.90	


**Letter C**

Part Number	Finish	List Each	BOX QTY 10 PC
RL4C-10B	US10B	18.70	
RL4C-15	US15	18.70	
RL4C-15A	US15A	18.70	
RL4C-CR003	CR003	23.90	


**Letter D**

Part Number	Finish	List Each	BOX QTY 10 PC
RL4D-10B	US10B	18.70	
RL4D-15	US15	18.70	
RL4D-15A	US15A	18.70	
RL4D-CR003	CR003	23.90	


**Letter E**

Part Number	Finish	List Each	BOX QTY 10 PC
RL4E-10B	US10B	18.70	
RL4E-15	US15	18.70	
RL4E-15A	US15A	18.70	
RL4E-CR003	CR003	23.90	


**Letter F**

Part Number	Finish	List Each	BOX QTY 10 PC
RL4F-10B	US10B	18.70	
RL4F-15	US15	18.70	
RL4F-15A	US15A	18.70	


**Letter G**

Part Number	Finish	List Each	BOX QTY 10 PC
RL4G-10B	US10B	18.70	
RL4G-15	US15	18.70	
RL4G-15A	US15A	18.70	


**Letter H**

Part Number	Finish	List Each	BOX QTY 10 PC
RL4H-10B	US10B	18.70	
RL4H-15	US15	18.70	
RL4H-15A	US15A	18.70	


**Letter I**

Part Number	Finish	List Each	BOX QTY 10 PC
RL4I-10B	US10B	18.70	
RL4I-15	US15	18.70	
RL4I-15A	US15A	18.70	


**Letter J**

Part Number	Finish	List Each	BOX QTY 10 PC
RL4J-10B	US10B	18.70	
RL4J-15	US15	18.70	
RL4J-15A	US15A	18.70	


**Letter K**

Part Number	Finish	List Each	BOX QTY 10 PC
RL4K-10B	US10B	18.70	
RL4K-15	US15	18.70	
RL4K-15A	US15A	18.70	


**Letter L**

Part Number	Finish	List Each	BOX QTY 10 PC
RL4L-10B	US10B	18.70	
RL4L-15	US15	18.70	
RL4L-15A	US15A	18.70	



## 4" TRADITIONAL LETTERS / SOLID BRASS

**Letter M**

Part Number	Finish	List Each	BOX QTY 10 PC
RL4M-10B	US10B	18.70	
RL4M-15	US15	18.70	
RL4M-15A	US15A	18.70	


**Letter S**

Part Number	Finish	List Each	BOX QTY 10 PC
RL4S-10B	US10B	18.70	
RL4S-15	US15	18.70	
RL4S-15A	US15A	18.70	


**Letter N**

Part Number	Finish	List Each	BOX QTY 10 PC
RL4N-10B	US10B	18.70	
RL4N-15	US15	18.70	
RL4N-15A	US15A	18.70	


**Letter T**

Part Number	Finish	List Each	BOX QTY 10 PC
RL4T-10B	US10B	18.70	
RL4T-15	US15	18.70	
RL4T-15A	US15A	18.70	


**Letter O**

Part Number	Finish	List Each	BOX QTY 10 PC
RL4O-10B	US10B	18.70	
RL4O-15	US15	18.70	
RL4O-15A	US15A	18.70	


**Letter U**

Part Number	Finish	List Each	BOX QTY 10 PC
RL4U-10B	US10B	18.70	
RL4U-15	US15	18.70	
RL4U-15A	US15A	18.70	
RL4U-CR003	CR003	23.90	


**Letter P**

Part Number	Finish	List Each	BOX QTY 10 PC
RL4P-10B	US10B	18.70	
RL4P-15	US15	18.70	
RL4P-15A	US15A	18.70	


**Letter V**

Part Number	Finish	List Each	BOX QTY 10 PC
RL4V-10B	US10B	18.70	
RL4V-15	US15	18.70	
RL4V-15A	US15A	18.70	


**Letter Q**

Part Number	Finish	List Each	BOX QTY 10 PC
RL4Q-10B	US10B	18.70	
RL4Q-15	US15	18.70	
RL4Q-15A	US15A	18.70	


**Letter W**

Part Number	Finish	List Each	BOX QTY 10 PC
RL4W-10B	US10B	18.70	
RL4W-15	US15	18.70	
RL4W-15A	US15A	18.70	


**Letter R**

Part Number	Finish	List Each	BOX QTY 10 PC
RL4R-10B	US10B	18.70	
RL4R-15	US15	18.70	
RL4R-15A	US15A	18.70	


**Letter X**

Part Number	Finish	List Each	BOX QTY 10 PC
RL4X-10B	US10B	18.70	
RL4X-15	US15	18.70	
RL4X-15A	US15A	18.70	





## 4" TRADITIONAL LETTERS / SOLID BRASS

## Letter Y

Part Number	Finish	List Each	BOX QTY 10 PC
RL4Y-10B	US10B	18.70	
RL4Y-15	US15	18.70	
RL4Y-15A	US15A	18.70	



## Letter Z

Part Number	Finish	List Each	BOX QTY 10 PC
RL4Z-10B	US10B	18.70	
RL4Z-15	US15	18.70	
RL4Z-15A	US15A	18.70	



## 4" &amp; 6" TRADITIONAL HOUSE NUMBERS / SOLID BRASS

## 4" Number 1

Part Number	Finish	List Each	BOX QTY 10 PC
RN4-1U10B	US10B	17.70	
RN4-1U15	US15	17.70	
RN4-1U15A	US15A	17.70	
RN4-1	CR003	22.75	

## 6" Number 1

Part Number	Finish	List Each	BOX QTY 10 PC
RN6-1U10B	US10B	27.85	
RN6-1U15	US15	27.85	
RN6-1U15A	US15A	27.85	
RN6-1	CR003	31.65	



## 4" Number 2

Part Number	Finish	List Each	BOX QTY 10 PC
RN4-2U10B	US10B	17.70	
RN4-2U15	US15	17.70	
RN4-2U15A	US15A	17.70	
RN4-2	CR003	22.75	

## 6" Number 2

Part Number	Finish	List Each	BOX QTY 10 PC
RN6-2U10B	US10B	27.85	
RN6-2U15	US15	27.85	
RN6-2U15A	US15A	27.85	
RN6-2	CR003	31.65	



## 4" Number 3

Part Number	Finish	List Each	BOX QTY 10 PC
RN4-3U10B	US10B	17.70	
RN4-3U15	US15	17.70	
RN4-3U15A	US15A	17.70	
RN4-3	CR003	22.75	

## 6" Number 3

Part Number	Finish	List Each	BOX QTY 10 PC
RN6-3U10B	US10B	27.85	
RN6-3U15	US15	27.85	
RN6-3U15A	US15A	27.85	
RN6-3	CR003	31.65	



## 4" Number 4

Part Number	Finish	List Each	BOX QTY 10 PC
RN4-4U10B	US10B	17.70	
RN4-4U15	US15	17.70	
RN4-4U15A	US15A	17.70	
RN4-4	CR003	22.75	

## 6" Number 4

Part Number	Finish	List Each	BOX QTY 10 PC
RN6-4U10B	US10B	27.85	
RN6-4U15	US15	27.85	
RN6-4U15A	US15A	27.85	
RN6-4	CR003	31.65	



## 4" Number 5

Part Number	Finish	List Each	BOX QTY 10 PC
RN4-5U10B	US10B	17.70	
RN4-5U15	US15	17.70	
RN4-5U15A	US15A	17.70	
RN4-5	CR003	22.75	

## 6" Number 5

Part Number	Finish	List Each	BOX QTY 10 PC
RN6-5U10B	US10B	27.85	
RN6-5U15	US15	27.85	
RN6-5U15A	US15A	27.85	
RN6-5	CR003	31.65	



## 4" &amp; 6" TRADITIONAL HOUSE NUMBERS / SOLID BRASS

## 4" Number 6

Part Number	Finish	List Each	BOX QTY 10 PC
RN4-6U10B	US10B	17.70	
RN4-6U15	US15	17.70	
RN4-6U15A	US15A	17.70	
RN4-6	CR003	22.75	

## 6" Number 6

Part Number	Finish	List Each	BOX QTY 10 PC
RN6-6U10B	US10B	27.85	
RN6-6U15	US15	27.85	
RN6-6U15A	US15A	27.85	
RN6-6	CR003	31.65	



## 4" Number 7

Part Number	Finish	List Each	BOX QTY 10 PC
RN4-7U10B	US10B	17.70	
RN4-7U15	US15	17.70	
RN4-7U15A	US15A	17.70	
RN4-7	CR003	22.75	

## 6" Number 7

Part Number	Finish	List Each	BOX QTY 10 PC
RN6-7U10B	US10B	27.85	
RN6-7U15	US15	27.85	
RN6-7U15A	US15A	27.85	
RN6-7	CR003	31.65	



## 4" Number 8

Part Number	Finish	List Each	BOX QTY 10 PC
RN4-8U10B	US10B	17.70	
RN4-8U15	US15	17.70	
RN4-8U15A	US15A	17.70	
RN4-8	CR003	22.75	

## 6" Number 8

Part Number	Finish	List Each	BOX QTY 10 PC
RN6-8U10B	US10B	27.85	
RN6-8U15	US15	27.85	
RN6-8U15A	US15A	27.85	
RN6-8	CR003	31.65	



## 4" Number 9

Part Number	Finish	List Each	BOX QTY 10 PC
RN4-9U10B	US10B	17.70	
RN4-9U15	US15	17.70	
RN4-9U15A	US15A	17.70	
RN4-9	CR003	22.75	

## 6" Number 9

Part Number	Finish	List Each	BOX QTY 10 PC
RN6-9U10B	US10B	27.85	
RN6-9U15	US15	27.85	
RN6-9U15A	US15A	27.85	
RN6-9	CR003	31.65	



## 4" Number 0

Part Number	Finish	List Each	BOX QTY 10 PC
RN4-0U10B	US10B	17.70	
RN4-0U15	US15	17.70	
RN4-0U15A	US15A	17.70	
RN4-0	CR003	22.75	

## 6" Number 0

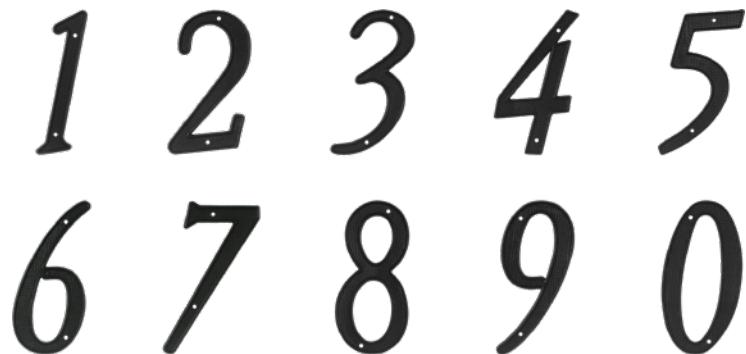
Part Number	Finish	List Each	BOX QTY 10 PC
RN6-0U10B	US10B	27.85	
RN6-0U15	US15	27.85	
RN6-0U15A	US15A	27.85	
RN6-0	CR003	31.65	



## 4" HOUSE NUMBERS / ZINC DIE CAST

## 4" House Numbers

Part Number	Finish	List Each	BOX QTY 100 PC
RNZ4-0	Black	3.80	
RNZ4-1	Black	3.80	
RNZ4-2	Black	3.80	
RNZ4-3	Black	3.80	
RNZ4-4	Black	3.80	
RNZ4-5	Black	3.80	
RNZ4-6	Black	3.80	
RNZ4-7	Black	3.80	
RNZ4-8	Black	3.80	
RNZ4-9	Black	3.80	



## Window Hardware

	Pages
Casement Stay Adjusters.....	10 - 2
Shutter Bar, Door Latches.....	10 - 3
Window Locks / Casement Fasteners.....	10 - 3
Window Lift.....	10 - 3
Window Sash Locks.....	10 - 3
Shutter Door Holders.....	10 - 4
Transom Catch.....	10 - 4
Cabinet Locks.....	10 - 4
Sliding Door & Window Pin.....	10 - 4



► Custom finish plating available.

# WINDOW HARDWARE

## CASEMENT STAY ADJUSTERS / SOLID BRASS


### 13" Colonial

Part Number	Finish	List Each	BOX QTY
CSA13U3	US3	64.50	10 PC
CSA13U5	US5	67.05	
CSA13U10B	US10B	67.05	CASE QTY
CSA13U15	US15	67.05	50 PC
CSA13U15A	US15A	67.05	
CSA13U19	US19	67.05	CASE WEIGHT
CSA13U26	US26	67.05	38 LB
CSA13U26D	US26D	67.05	
CSA13CR003	CR003	70.85	



### 12" Heavy Duty

Part Number	Finish	List Each	BOX QTY
CSA12HD3	US3	77.15	10 PC
CSA12HD5	US5	80.95	
CSA12HD10B	US10B	80.95	CASE QTY
CSA12HD15	US15	80.95	50 PC
CSA12HD15A	US15A	80.95	
CSA12HD19	US19	80.95	CASE WEIGHT
CSA12HD26	US26	80.95	55 LB
CSA12HD26D	US26D	80.95	
CSA12HDCR003	CR003	86.00	



### 10" Standard

Part Number	Finish	List Each	BOX QTY
CSA10U3	US3	55.55	10 PC
CSA10U5	US5	59.15	
CSA10U10B	US10B	59.15	CASE QTY
CSA10U15	US15	59.15	50 PC
CSA10U15A	US15A	59.15	
CSA10U19	US19	59.15	CASE WEIGHT
CSA10U26	US26	59.15	38 LB
CSA10U26D	US26D	59.15	
CSA10CR003	CR003	61.60	



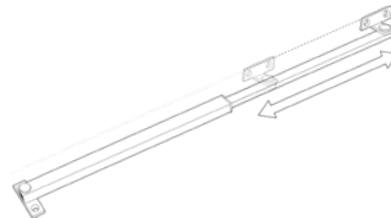
### 12" Standard

Part Number	Finish	List Each	BOX QTY
CSA12U3	US3	70.85	10 PC
CSA12U5	US5	74.65	
CSA12U10B	US10B	74.65	CASE QTY
CSA12U15	US15	74.65	50 PC
CSA12U15A	US15A	74.65	
CSA12U19	US19	74.65	CASE WEIGHT
CSA12U26	US26	74.65	50 LB
CSA12U26D	US26D	74.65	
CSA12CR003	CR003	78.45	



### 12" Friction Casement Stay

Part Number	Finish	List Each	BOX QTY
FCA12U3	US3	64.00	10 PC
FCA12U5	US5	66.40	
FCA12U10B	US10B	66.40	CASE QTY
FCA12U15	US15	66.40	50 PC
FCA12U15A	US15A	66.40	
FCA12U19	US19	66.40	CASE WEIGHT
FCA12U26	US26	66.40	40 LB
FCA12U26D	US26D	66.40	
FCA12CR003	CR003	68.85	




FCA12 fastener arm extends to the required position and holds open without the need to tighten a knob.



## SHUTTER BAR DOOR LATCHES / SOLID BRASS

## 1 1/8" Latch

Part Number	Finish	List Each	BOX QTY 50 PC
SB3058U3	US3	9.20	
SB3058U5	US5	10.35	
SB3058U10B	US10B	10.35	
SB3058U15	US15	10.35	
SB3058U15A	US15A	10.35	
SB3058U26	US26	10.35	
SB3058U26D	US26D	10.35	
SB3058CR003	CR003	12.05	



## 1 3/8" Latch

Part Number	Finish	List Each	BOX QTY 50 PC
SB3178U3	US3	12.65	
SB3178U5	US5	13.80	
SB3178U10B	US10B	13.80	
SB3178U15	US15	13.80	
SB3178U15A	US15A	13.80	
SB3178U26	US26	13.80	
SB3178U26D	US26D	13.80	
SB3178CR003	CR003	16.10	



## WINDOW LOCKS / CASEMENT FASTENERS / WINDOW LIFT

 4 1/2" Window Lock / Casement Fastener  
Solid Brass

Part Number	Finish	List Each	BOX QTY 10 PC	CASE QTY 100 PC	CASE WEIGHT 40 LB
CF450U3	US3	45.55			
CF450U5	US5	50.60			
CF450U10B	US10B	50.60			
CF450U15	US15	50.60			
CF450U15A	US15A	50.60			
CF450U19	US19	50.60			
CF450U26	US26	50.60			
CF450U26D	US26D	50.60			
CF450CR003	CR003	56.90			

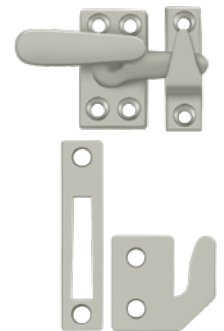


Mortise Strike

Rim Strike

 Window Lock / Casement Fastener / Small  
Solid Brass

Part Number	Finish	List Each	SIZE 1 5/8" x 7/8"	CASE QTY 100 PC
CF066U3	US3	28.00		
CF066U4	US4	30.00		
CF066U5	US5	30.00	PROJECTS 1 3/8"	CASE WEIGHT 29 LB
CF066U10B	US10B	30.00		
CF066U14	US14	30.00	BOX QTY 20 PC	
CF066U15	US15	30.00		
CF066U15A	US15A	30.00		
CF066U19	US19	30.00		
CF066U26	US26	30.00		
CF066U26D	US26D	30.00		
CF066CR003	CR003	34.00		




## 1 1/2" x 1 5/8" Window Lift / Steel

Part Number	Finish	List Each	BOX QTY 20 PC	CASE QTY 360 PC
WL14U3	US3	5.75		
WL14U10B	US10B	6.90		
WL14U15	US15	6.90		
WL14U26	US26	7.60		


 Window Lock / Casement Fastener / Medium  
Solid Brass

Part Number	Finish	List Each	SIZE 2 1/8" x 1 1/8"	CASE QTY 100 PC
CF66U3	US3	37.00		
CF66U4	US4	38.50		
CF66U5	US5	38.50	PROJECTS 1 7/8"	CASE WEIGHT 40 LB
CF66U10B	US10B	38.50		
CF66U14	US14	38.50	BOX QTY 10 PC	
CF66U15	US15	38.50		
CF66U15A	US15A	38.50		
CF66U19	US19	38.50		
CF66U26	US26	38.50		
CF66U26D	US26D	38.50		
CF66CR003	CR003	41.00		



## WINDOW SASH LOCKS / SOLID BRASS


## 1" x 2 5/8"

Part Number	Finish	List Each	BOX QTY 25 PC	CASE QTY 100 PC
WL07U3	US3	20.55		
WL07U5	US5	21.75		
WL07U10B	US10B	21.75		
WL07U14	US14	21.75		
WL07U15	US15	21.75		
WL07U15A	US15A	21.75		
WL07U19	US19	21.75		
WL07U26	US26	21.75		
WL07U26D	US26D	21.75		
WL07CR003	CR003	24.15		



## 1 1/8" x 3"

Part Number	Finish	List Each	BOX QTY 15 PC	CASE QTY 150 PC
WLS9U3	US3	26.55		
WLS9U4	US4	29.00		
WLS9U5	US5	29.00		
WLS9U10B	US10B	29.00		
WLS9U14	US14	29.00		
WLS9U15	US15	29.00		
WLS9U15A	US15A	29.00		
WLS9U19	US19	29.00		
WLS9U26	US26	29.00		
WLS9U26D	US26D	29.00		
WLS9CR003	CR003	32.60		



## SHUTTER DOOR HOLDERS

## TRANSOM CATCH &amp; CABINET LOCKS

## 1 1/4" / Solid Brass Body / Steel Bracket

Part Number	Finish	List Each	BOX QTY
SDH101U3	US3	8.80	35 PC
SDH101U5	US5	10.65	CASE QTY 350 PC
SDH101U10B	US10B	10.65	
SDH101U15	US15	10.65	
SDH101U15A	US15A	10.65	CASE WEIGHT 42 LB
SDH101U19	US19	10.65	
SDH101U26	US26	10.65	
SDH101U26D	US26D	10.65	
SDH101CR003	CR003	11.45	



## Transom Catch / Solid Brass

Part Number	Finish	List Each	BOX QTY
TC80U3	US3	54.05	10 PC
TC80U5	US5	58.65	CASE QTY 100 PC
TC80U10B	US10B	58.65	
TC80U15	US15	58.65	
TC80U15A	US15A	58.65	
TC80U19	US19	58.65	
TC80U26	US26	58.65	
TC80U26D	US26D	58.65	



## 3 1/4" / Solid Brass Body / Steel Bracket

Part Number	Finish	List Each	BOX QTY
SDH103U3	US3	15.20	25 PC
SDH103U5	US5	17.70	CASE QTY 240 PC
SDH103U10B	US10B	17.70	
SDH103U15	US15	17.70	
SDH103U15A	US15A	17.70	CASE WEIGHT 72 LB
SDH103U19	US19	17.70	
SDH103U26	US26	17.70	
SDH103U26D	US26D	17.70	
SDH103CR003	CR003	19.60	



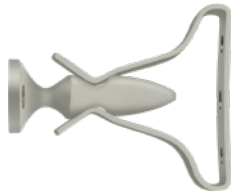
## 1 1/2" x 1 3/4" / Cabinet Lock / Solid Brass

Part Number	Finish	List Each	BOX QTY
CL1532U3	US3	23.55	20 PC
CL1532U5	US5	26.35	CASE QTY 200 PC
CL1532U10B	US10B	26.35	
CL1532U14	US14	26.35	
CL1532U15	US15	26.35	
CL1532U15A	US15A	26.35	
CL1532U26	US26	26.35	
CL1532U26D	US26D	26.35	
CL1532CR003	CR003	30.25	



## 2 3/4" / Solid Brass Body / Steel Bracket

Part Number	Finish	List Each	BOX QTY
SDH193U3	US3	18.50	10 PC
SDH193U5	US5	19.85	CASE QTY 100 PC
SDH193U10B	US10B	19.85	
SDH193U15	US15	19.85	
SDH193U15A	US15A	19.85	CASE WEIGHT 32 LB
SDH193U19	US19	19.85	
SDH193U26	US26	19.85	
SDH193U26D	US26D	19.85	
SDH193CR003	CR003	22.50	



## 1 5/8" x 2 1/4" / Cabinet Lock / Solid Brass


Part Number	Finish	List Each	BOX QTY
CL1580U3	US3	33.80	10 PC
CL1580U5	US5	38.65	CASE QTY 100 PC
CL1580U10B	US10B	38.65	
CL1580U14	US14	38.65	
CL1580U15	US15	38.65	
CL1580U15A	US15A	38.65	
CL1580U26	US26	38.65	
CL1580U26D	US26D	38.65	
CL1580CR003	CR003	42.30	



## SLIDING DOOR &amp; WINDOW PIN / STEEL


## Window / Sliding Glass Door Pin

Part Number	Finish	List Each	BOX QTY
WDP30U10B	US10B	7.60	20 PC
WDP30U15	US15	7.60	CASE QTY 360 PC
WDP30CR003	CR003	7.60	



## Bathroom Accessories

	Pages
MM: Miami Modern Series.....	11 - 2
55D: Modern Series.....	11 - 3
BBS: Modern Series.....	11 - 4
88: Contemporary Series.....	11 - 5
R: Traditional Series.....	11 - 7
ZA: Modern Value Series.....	11 - 8
BBN Modern Value Series.....	11 - 9
98C: Classic Series.....	11 - 10
KH: Traditional Series.....	11 - 11
D: Traditional Series.....	11 - 13
Stainless Steel Grab Bars.....	11 - 14
Grab Bars From 88 Series.....	11 - 15
HD Shower Shelves.....	11 - 16
Rectangular Wire Baskets.....	11 - 17
Corner Wire Baskets.....	11 - 18
Wire Basket Hook.....	11 - 18



- All Series items are limited to the available stock.
- Custom finish plating available.




# BATHROOM ACCESSORIES

LIMITED SERIES ARE AVAILABLE UNTIL SUPPLIES LAST

MM: MIAMI MODERN SERIES / STAINLESS STEEL / LIMITED


### Toilet Paper Holder

Part Number	Finish	List Each
MM2001-4	US4	60.00
MM2001-15	US15	60.00
MM2001-19	US19	60.00
MM2001-26	US26	60.00




### 10" Towel Holder

Part Number	Finish	List Each
MM2008-4	US4	58.00
MM2008-15	US15	58.00
MM2008-19	US19	58.00
MM2008-26	US26	58.00



### Robe Hook

Part Number	Finish	List Each
MM2009-4	US4	40.00
MM2009-15	US15	40.00
MM2009-19	US19	40.00
MM2009-26	US26	40.00



### 24" Towel Bar

Part Number	Finish	List Each
MM2003/24-4	US4	98.00
MM2003/24-15	US15	98.00
MM2003/24-19	US19	98.00
MM2003/24-26	US26	98.00



### 33" Towel Bar

Part Number	Finish	List Each
MM2007/33-4	US4	112.00
MM2007/33-15	US15	112.00
MM2007/33-19	US19	112.00
MM2007/33-26	US26	112.00

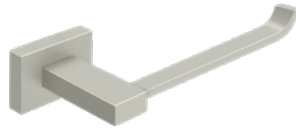




## 55D: MODERN SERIES / SOLID BRASS / LIMITED

**Toilet Paper Holder Single Post**

Part Number	Finish	List Each
55D2001-4	US4	48.00
55D2001-14	US14	48.00
55D2001-15	US15	48.00
55D2001-26	US26	48.00


**18" Towel Bar**

Part Number	Finish	List Each
55D2002/18-4	US4	80.00
55D2002/18-14	US14	80.00
55D2002/18-15	US15	80.00
55D2002/18-26	US26	80.00


**24" Towel Bar**

Part Number	Finish	List Each
55D2003/24-4	US4	90.00
55D2003/24-14	US14	90.00
55D2003/24-26	US26	90.00


**24" Double Towel Bar**

Part Number	Finish	List Each
55D2006-4	US4	99.00
55D2006-14	US14	99.00
55D2006-15	US15	99.00


**22" Glass Shelf**

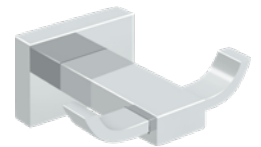
Part Number	Finish	List Each
55D2015-4	US4	60.00
55D2015-14	US14	60.00
55D2015-15	US15	60.00
55D2015-26	US26	60.00


**6" Towel Bar**

Part Number	Finish	List Each
55D2008-4	US4	50.00
55D2008-14	US14	50.00
55D2008-15	US15	50.00


**Double Robe Hook**


Part Number	Finish	List Each
55D2010-14	US14	35.00
55D2010-26	US26	35.00


**Frosted Glass Soap Dish**

Part Number	Finish	List Each
55D2012-4	US4	40.00
55D2012-14	US14	40.00
55D2012-15	US15	40.00
55D2012-26	US26	40.00


**Frosted Glass Tumbler Set**

Part Number	Finish	List Each
55D2014-4	US4	40.00
55D2014-14	US14	40.00
55D2014-15	US15	40.00
55D2014-26	US26	40.00




**BBS: MODERN SERIES / SOLID BRASS / LIMITED**
**Toilet Paper Holder Single Post**

Part Number	Finish	List Each
BBS2001-4	US4	48.00
BBS2001-10B	US10B	48.00
BBS2001-14	US14	48.00
BBS2001-15	US15	48.00
BBS2001-26	US26	48.00


**Toilet Paper Holder Single Post "L"**

Part Number	Finish	List Each
BBS2001L-10B	US10B	77.00
BBS2001L-14	US14	77.00
BBS2001L-15	US15	77.00
BBS2001L-26	US26	77.00


**12" Towel Bar**

Part Number	Finish	List Each
BBS2003/12-4	US4	95.00
BBS2003/12-10B	US10B	95.00
BBS2003/12-14	US14	95.00
BBS2003/12-15	US15	95.00
BBS2003/12-26	US26	95.00


**18" Towel Bar**

Part Number	Finish	List Each
BBS2002/18-4	US4	110.00
BBS2002/18-10B	US10B	110.00
BBS2002/18-14	US14	110.00
BBS2002/18-15	US15	110.00
BBS2002/18-26	US26	110.00


**24" Towel Bar**

Part Number	Finish	List Each
BBS2003/24-4	US4	140.00
BBS2003/24-10B	US10B	140.00
BBS2003/24-14	US14	140.00
BBS2003/24-15	US15	140.00
BBS2003/24-26	US26	140.00


**30" Towel Bar**

Part Number	Finish	List Each
BBS2004/30-4	US4	148.00
BBS2004/30-10B	US10B	148.00
BBS2004/30-14	US14	148.00
BBS2004/30-15	US15	148.00
BBS2004/30-26	US26	148.00


**24" Double Towel Bar**

Part Number	Finish	List Each
BBS2006/24-4	US4	155.00
BBS2006/24-10B	US10B	155.00
BBS2006/24-14	US14	155.00
BBS2006/24-15	US15	155.00
BBS2006/24-26	US26	155.00


**6 1/2" Towel Ring**

Part Number	Finish	List Each
BBS2008-4	US4	76.00
BBS2008-10B	US10B	76.00
BBS2008-14	US14	76.00
BBS2008-15	US15	76.00
BBS2008-26	US26	76.00


**Frosted Glass Soap Dish**


Part Number	Finish	List Each
BBS2012-4	US4	40.00
BBS2012-10B	US10B	40.00
BBS2012-14	US14	40.00
BBS2012-15	US15	40.00
BBS2012-26	US26	40.00


**Tumbler Holder**

Part Number	Finish	List Each
BBS2014-4	US4	40.00
BBS2014-10B	US10B	40.00
BBS2014-14	US14	40.00
BBS2014-15	US15	40.00
BBS2014-26	US26	40.00


**Single Robe Hook**

Part Number	Finish	List Each
BBS2009-4	US4	32.00
BBS2009-10B	US10B	32.00
BBS2009-14	US14	32.00
BBS2009-15	US15	32.00
BBS2009-26	US26	32.00


**Double Robe Hook**

Part Number	Finish	List Each
BBS2010-4	US4	49.00
BBS2010-10B	US10B	49.00
BBS2010-14	US14	49.00
BBS2010-15	US15	49.00
BBS2010-26	US26	49.00



**BBS: MODERN SERIES / SOLID BRASS / LIMITED**
**12" Shelf**

Part Number	Finish	List Each
BBS2018-10B	US10B	145.00
BBS2018-14	US14	145.00
BBS2018-15	US15	145.00
BBS2018-26	US26	145.00


**15 3/4" Frosted Glass Shelf**

Part Number	Finish	List Each
BBS1575-10B	US10B	96.00
BBS1575-14	US14	96.00
BBS1575-15	US15	96.00
BBS1575-26	US26	96.00


**18" Shelf**

Part Number	Finish	List Each
BBS2019-10B	US10B	150.00
BBS2019-15	US15	150.00
BBS2019-26	US26	150.00


**27 5/8" Frosted Glass Shelf**

Part Number	Finish	List Each
BBS2750-10B	US10B	80.00
BBS2750-15	US15	80.00
BBS2750-26	US26	80.00


**88: CONTEMPORARY SERIES / SOLID BRASS / LIMITED**
**Toilet Paper Holder Single Post**

Part Number	Finish	List Each
88STPH-15	US15	85.00
88STPH-26	US26	85.00


**12" Towel Bar**

Part Number	Finish	List Each
88TB12-15	US15	85.00
88TB12-26	US26	85.00


**Toilet Paper Holder Double Post**

Part Number	Finish	List Each
88DTPH-15	US15	80.00
88DTPH-26	US26	80.00


**18" Towel Bar**

Part Number	Finish	List Each
88TB18-15	US15	92.00
88TB18-26	US26	92.00


**6" Towel Ring**

Part Number	Finish	List Each
88TR6-15	US15	72.00
88TR6-26	US26	72.00


**24" Towel Bar**


Part Number	Finish	List Each
88TB24-15	US15	100.00



## 88: CONTEMPORARY SERIES / SOLID BRASS / LIMITED

**Single Robe Hook**

Part Number	Finish	List Each
88SRH-15	US15	45.00
88SRH-26	US26	45.00


**Double Robe Hook**

Part Number	Finish	List Each
88DRH-15	US15	55.00
88DRH-26	US26	55.00


**Frosted Glass Soap Dish**

Part Number	Finish	List Each
88SD-15	US15	75.00
88SD-26	US26	75.00


**32" Grab Bar**

Part Number	Finish	List Each
88GB32-15	US15	270.00
88GB32-26	US26	270.00


**18" Grab Bar**

Part Number	Finish	List Each
88GB18-10B	US10B	220.00
88GB18-15	US15	200.00
88GB18-26	US26	200.00


**36" Grab Bar with Center Post**

Part Number	Finish	List Each
88GB36-10B	US10B	300.00
88GB36-15	US15	290.00
88GB36-26	US26	290.00


**24" Grab Bar**

Part Number	Finish	List Each
88GB24-10B	US10B	230.00
88GB24-15	US15	220.00


**42" Grab Bar with Center Post**

Part Number	Finish	List Each
88GB42-15	US15	320.00
88GB42-26	US26	320.00


**20" Hotel Shelf**

Part Number	Finish	List Each
88HS20-15	US15	230.00


**24" Hotel Shelf**

Part Number	Finish	List Each
88HS24-26	US26	260.00





## R: TRADITIONAL SERIES / SOLID BRASS / LIMITED

**Toilet Paper Holder Double Post**

Part Number	Finish	List Each
R2000-U10B	US10B	68.00
R2000-U14	US14	68.00
R2000-U15	US15	68.00
R2000-U15A	US15A	68.00
R2000-U19	US19	68.00
R2000-U26	US26	68.00
R2000-CR003	CR003	85.00


**Toilet Paper Holder Single Post**

Part Number	Finish	List Each
R2001-U10B	US10B	50.00
R2001-U14	US14	50.00
R2001-U15	US15	50.00
R2001-U15A	US15A	50.00
R2001-U19	US19	50.00
R2001-U26	US26	50.00


**18" Towel Bar**

Part Number	Finish	List Each
R2002-U15	US15	85.00
R2002-U15A	US15A	85.00
R2002-U26	US26	85.00
R2002-CR003	CR003	100.00


**24" Towel Bar**

Part Number	Finish	List Each
R2003-U10B	US10B	95.00
R2003-U14	US14	95.00
R2003-U15	US15	95.00
R2003-U15A	US15A	95.00
R2003-U19	US19	95.00
R2003-U26	US26	95.00
R2003-CR003	CR003	110.00


**30" Towel Bar**

Part Number	Finish	List Each
R2004-U10B	US10B	102.00
R2004-U14	US14	102.00
R2004-U15	US15	102.00
R2004-U15A	US15A	102.00
R2004-U19	US19	102.00
R2004-U26	US26	102.00
R2004-CR003	CR003	120.00


**24" Double Towel Bar**

Part Number	Finish	List Each
R2006-U10B	US10B	160.00
R2006-U14	US14	160.00
R2006-U15	US15	160.00
R2006-U15A	US15A	160.00
R2006-U19	US19	160.00
R2006-U26	US26	160.00
R2006-CR003	CR003	175.00


**6 1/2" Towel Ring**


Part Number	Finish	List Each
R2008-U10B	US10B	50.00
R2008-U14	US14	50.00
R2008-U15	US15	50.00
R2008-U15A	US15A	50.00
R2008-U19	US19	50.00
R2008-U26	US26	50.00


**Glass Soap Dish**

Part Number	Finish	List Each
R2012-U10B	US10B	30.00
R2012-U14	US14	30.00
R2012-U15	US15	30.00
R2012-U15A	US15A	30.00
R2012-U19	US19	30.00
R2012-U26	US26	30.00
R2012-CR003	CR003	48.00


**Frosted Glass Tumbler Set**

Part Number	Finish	List Each
R2013-U10B	US10B	30.00
R2013-U14	US14	30.00
R2013-U15	US15	30.00
R2013-U15A	US15A	30.00
R2013-U19	US19	30.00
R2013-U26	US26	30.00


**Clear Glass 18" Shelf**

Part Number	Finish	List Each
R2015-U14	US14	60.00
R2015-U15	US15	60.00
R2015-U15A	US15A	60.00
R2015-U19	US19	60.00
R2015-U26	US26	60.00



**R: TRADITIONAL SERIES / SOLID BRASS / LIMITED**
**Single Robe Hook**


Part Number	Finish	List Each
R2009-U10B	US10B	30.00
R2009-U14	US14	30.00
R2009-U15	US15	30.00
R2009-U15A	US15A	30.00
R2009-U19	US19	30.00
R2009-U26	US26	30.00
R2009-CR003	CR003	35.00


**Double Robe Hook**


Part Number	Finish	List Each
R2010-U10B	US10B	45.00
R2010-U14	US14	45.00
R2010-U15	US15	45.00
R2010-U15A	US15A	45.00
R2010-U19	US19	45.00
R2010-U26	US26	45.00
R2010-CR003	CR003	50.00


**ZA: MODERN VALUE SERIES / ZINC & ALUMINUM / LIMITED**
**Toilet Paper Holder Single Post**

Part Number	Finish	List Each
ZA2001-15	US15	19.00
ZA2001-26	US26	19.00


**Frosted Glass Tumbler Set**

Part Number	Finish	List Each
ZA2014-15	US15	20.00
ZA2014-26	US26	20.00


**8" Towel Ring**

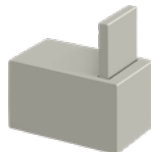
Part Number	Finish	List Each
ZA2008-15	US15	21.00
ZA2008-26	US26	21.00


**Frosted Glass Soap Dish**

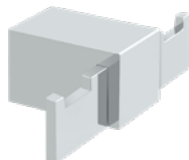
Part Number	Finish	List Each
ZA2012-15	US15	20.00
ZA2012-26	US26	20.00


**Single Robe Hook**


Part Number	Finish	List Each
ZA2009-15	US15	13.00
ZA2009-26	US26	13.00


**Double Robe Hook**

Part Number	Finish	List Each
ZA2010-15	US15	14.00
ZA2010-26	US26	14.00


**24" Hotel Shelf**

Part Number	Finish	List Each
ZA2024-15	US15	92.00
ZA2024-26	US26	92.00



**ZA: MODERN VALUE SERIES / ZINC & ALUMINUM / LIMITED**
**18" Towel Bar**

Part Number	Finish	List Each
ZA2002/18-15	US15	35.00
ZA2002/18-26	US26	35.00


**30" Towel Bar**

Part Number	Finish	List Each
ZA2004/30-15	US15	45.00
ZA2004/30-26	US26	45.00


**24" Towel Bar**

Part Number	Finish	List Each
ZA2003/24-26	US26	42.00


**24" Double Towel Bar**

Part Number	Finish	List Each
ZA2006/24-15	US15	60.00


**BBN: MODERN VALUE SERIES / ZINC & ALUMINUM / LIMITED**
**Toilet Paper Holder Single Post**

Part Number	Finish	List Each
BBN2001-15	US15	28.00
BBN2001-26	US26	28.00


**Frosted Glass Tumbler Set**

Part Number	Finish	List Each
BBN2014-15	US15	24.00
BBN2014-26	US26	24.00


**Toilet Paper Holder  
Single Post w/ Cover**

Part Number	Finish	List Each
BBN2011-15	US15	37.00
BBN2011-26	US26	37.00


**12" Towel Bar**

Part Number	Finish	List Each
BBN2003/12-15	US15	38.00
BBN2003/12-26	US26	38.00


**6 1/4" Towel Ring**

Part Number	Finish	List Each
BBN2008-15	US15	27.00
BBN2008-26	US26	27.00


**18" Towel Bar**

Part Number	Finish	List Each
BBN2002/18-15	US15	42.00
BBN2002/18-26	US26	42.00


**Frosted Glass Soap Dish**

Part Number	Finish	List Each
BBN2012-15	US15	24.00
BBN2012-26	US26	24.00


**24" Towel Bar**

Part Number	Finish	List Each
BBN2003/24-15	US15	50.00
BBN2003/24-26	US26	50.00



**BBN: MODERN VALUE SERIES / ZINC & ALUMINUM / LIMITED**
**30" Towel Bar**

Part Number	Finish	List Each
BBN2004/30-15	US15	60.00
BBN2004/30-26	US26	60.00


**24" Double Towel Bar**


Part Number	Finish	List Each
BBN2006/24-15	US15	85.00
BBN2006/24-26	US26	85.00


**20" Clear Glass Shelf**

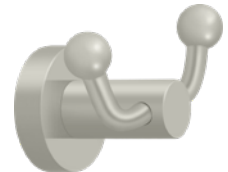
Part Number	Finish	List Each
BBN2015/20-15	US15	56.00


**Single Robe Hook**

Part Number	Finish	List Each
BBN2009-15	US15	15.00
BBN2009-26	US26	15.00


**Double Robe Hook**

Part Number	Finish	List Each
BBN2010-15	US15	22.00
BBN2010-26	US26	22.00


**98C: CLASSIC SERIES / SOLID BRASS / LIMITED**
**18" Towel Bar**

Part Number	Finish	List Each
98C2002/18-10B	US10B	60.00
98C2002/18-15	US15	60.00
98C2002/18-26	US26	60.00


**Double Post Toilet Paper Holder**

Part Number	Finish	List Each
98C2001-10B	US10B	60.00
98C2001-15	US15	60.00
98C2001-26	US26	60.00


**24" Towel Bar**

Part Number	Finish	List Each
98C2003/24-10B	US10B	64.00
98C2003/24-15	US15	64.00


**Single Post "L" Toilet Paper Holder**

Part Number	Finish	List Each
98C2001L-10B	US10B	45.00
98C2001L-15	US15	45.00
98C2001L-26	US26	45.00


**30" Towel Bar**

Part Number	Finish	List Each
98C2004/30-10B	US10B	78.00
98C2004/30-15	US15	78.00
98C2004/30-26	US26	78.00


**6" Towel Ring**

Part Number	Finish	List Each
98C2008-10B	US10B	40.00
98C2008-26	US26	40.00





**98C: CLASSIC SERIES / SOLID BRASS / LIMITED**
**Single Robe Hook**

Part Number	Finish	List Each
98C2009-10B	US10B	22.00
98C2009-15	US15	22.00
98C2009-26	US26	22.00


**Glass Tumbler**

Part Number	Finish	List Each
98C2013-10B	US10B	32.00
98C2013-15	US15	32.00
98C2013-26	US26	32.00


**Double Robe Hook**

Part Number	Finish	List Each
98C2010-10B	US10B	37.00
98C2010-15	US15	37.00
98C2010-26	US26	37.00


**20" Frosted Glass Shelf**

Part Number	Finish	List Each
98C2015-10B	US10B	68.00
98C2015-15	US15	68.00
98C2015-26	US26	68.00


**Soap Dish**

Part Number	Finish	List Each
98C2012-10B	US10B	32.00
98C2012-15	US15	32.00
98C2012-26	US26	32.00


**Magazine Rack**


Part Number	Finish	List Each
98C2020-10B	US10B	94.00
98C2020-14	US14	94.00
98C2020-15	US15	94.00
98C2020-26	US26	94.00


**KH: TRADITIONAL SERIES / SOLID BRASS / LIMITED**
**18" Towel Bar**

Part Number	Finish	List Each
KH2002/18-U10B	US10B	48.00
KH2002/18-U15	US15	48.00
KH2002/18-26/03	US26/003	48.00


**24" Double Towel Bar**

Part Number	Finish	List Each
KH2006-10B	US10B	84.00
KH2006-15	US15	84.00
KH2006-26	US26	84.00
KH2006-26/003	US26/003	84.00


**24" Towel Bar**

Part Number	Finish	List Each
KH2003/24-U10B	US10B	68.00
KH2003/24-U15	US15	68.00
KH2003/24-U26	US26	68.00
KH2003/24-26/03	US26/003	68.00


**30" Towel Bar**

Part Number	Finish	List Each
KH2004/30-U10B	US10B	62.00
KH2004/30-U15	US15	62.00
KH2004/30-U26	US26	62.00
KH2004/30-26/03	US26/003	62.00



## KH: TRADITIONAL SERIES / SOLID BRASS / LIMITED

**Single Robe Hook**

Part Number	Finish	List Each
KH2009-10B	US10B	24.00
KH2009-15	US15	24.00
KH2009-26	US26	24.00
KH2009-26/003	US26/003	24.00


**Double Robe Hook**

Part Number	Finish	List Each
KH2010-10B	US10B	42.00
KH2010-15	US15	42.00
KH2010-26/003	US26/003	42.00


**Soap Dish**

Part Number	Finish	List Each
KH2012-10B	US10B	42.00
KH2012-15	US15	42.00
KH2012-26	US26	42.00
KH2012-26/003	US26/003	42.00


**Glass Tumbler**

Part Number	Finish	List Each
KH2013-10B	US10B	42.00
KH2013-15	US15	42.00
KH2013-26	US26	42.00
KH2013-26/003	US26/003	42.00


**Single Post Toilet Paper Holder**

Part Number	Finish	List Each
KH2001-10B	US10B	50.00
KH2001-15	US15	50.00
KH2001-26	US26	50.00
KH2001-26/003	US26/003	50.00


**Double Post Toilet Paper Holder**

Part Number	Finish	List Each
KH2000-U10B	US10B	56.00
KH2000-U15	US15	56.00
KH2000-U26	US26	56.00
KH2000-U26/003	US26/003	56.00


**Towel Ring**

Part Number	Finish	List Each
KH2008-10B	US10B	55.00
KH2008-15	US15	55.00
KH2008-26	US26	55.00
KH2008-26/003	US26/003	55.00


**20" Glass Shelf**

Part Number	Finish	List Each
KH2015-10B	US10B	53.00
KH2015-15	US15	53.00
KH2015-26	US26	53.00




## D: TRADITIONAL SERIES / SOLID BRASS / LIMITED

**Double Post Toilet Paper Holder**


Part Number	Finish	List Each
D2000-U10B	US10B	68.00


**Single Post Toilet Paper Holder**

Part Number	Finish	List Each
D2001-U10B	US10B	50.00
D2001-U15	US15	50.00
D2001-U26	US26	50.00


**Double Robe Hook**

Part Number	Finish	List Each
D2010-U10B	US10B	45.00
D2010-U15	US15	45.00
D2010-U26	US26	45.00


**8" Towel Ring**

Part Number	Finish	List Each
D2008-U10B	US10B	50.00
D2008-U15	US15	50.00
D2008-U26	US26	50.00


**24" Towel Bar**

Part Number	Finish	List Each
D2003-U10B	US10B	95.00
D2003-U15	US15	95.00
D2003-U26	US26	95.00



**30" Towel Bar**

Part Number	Finish	List Each
D2004-U10B	US10B	102.00
D2004-U15	US15	102.00
D2004-U26	US26	102.00




## GRAB BARS / STAINLESS STEEL / US32D

Part Number	Lengths	List Price Each
GB18U32D	18"	70.85
GB24U32D	24"	79.70
GB30U32D	30"	86.00
GB36U32D	36"	94.90
GB42U32D	42"	103.75
GB42CPU32D	42" with Center Post	126.50



- 1 1/2" Bar Diameter
- Inside Projection: 2"
- Concealed Screw Installation





## GRAB BARS FROM 88 SERIES / SOLID BRASS

**18" Grab Bar**

Part Number	Finish	List Each
88GB18-10B	US10B	220.00
88GB18-15	US15	200.00
88GB18-26	US26	200.00

**24" Grab Bar**

Part Number	Finish	List Each
88GB24-10B	US10B	230.00
88GB24-15	US15	220.00

**32" Grab Bar**

Part Number	Finish	List Each
88GB32-15	US15	270.00
88GB32-26	US26	270.00

**36" Grab Bar with Center Post**

Part Number	Finish	List Each
88GB36-10B	US10B	300.00
88GB36-15	US15	290.00
88GB36-26	US26	290.00

**42" Grab Bar with Center Post**

Part Number	Finish	List Each
88GB42-15	US15	320.00
88GB42-26	US26	320.00




- 1 1/4" Bar Diameter
- Inside Projection: 2 1/2"
- Concealed Screw Installation


## BATHROOM SHOWER SHELVES / SOLID BRASS

**Corner Left 9"**


Part Number	Finish	List Each
WBHDCL9U15	US15	316.25
WBHDCL9U26	US26	316.25


**Corner Right 9"**

Part Number	Finish	List Each
WBHDCR9U15	US15	316.25
WBHDCR9U26	US26	316.25


**Universal Corner 9"**

Part Number	Finish	List Each
WBHDUC9U15	US15	339.00
WBHDUC9U26	US26	339.00


**Rectangular 12 1/4"**

Part Number	Finish	List Each
WBHD12RU15	US15	379.50
WBHD12RU26	US26	379.50



**Soap Dish 5 1/2"**

Part Number	Finish	List Each
WBHDSD55U15	US15	126.50
WBHDSD55U26	US26	126.50




**WIRE BASKETS / SOLID BRASS**
**4 3/4" Soap Holder**


Part Number	Finish	List Each
WBR4535U15	US15	79.70
WBR4535U26	US26	79.70
WBR4535CR003	CR003	79.70


**6" Soap Holder**


Part Number	Finish	List Each
WBR6050U15	US15	83.50
WBR6050U26	US26	83.50
WBR6050CR003	CR003	83.50


**8" Soap Holder**


Part Number	Finish	List Each
WBR8040U10B	US10B	99.95
WBR8040U14	US14	99.95
WBR8040U15	US15	99.95
WBR8040U26	US26	99.95
WBR8040CR003	CR003	99.95


**10 3/8" Deep Wire Basket w/ Hook**


Part Number	Finish	List Each
WBR1054HU14	US14	135.35
WBR1054HU15	US15	135.35
WBR1054HU26	US26	135.35
WBR1054HCR003	CR003	135.35


**10 3/8" Wire Basket w/ Hook**


Part Number	Finish	List Each
WBR1052HU14	US14	118.90
WBR1052HU15	US15	118.90
WBR1052HU26	US26	118.90
WBR1052HCR003	CR003	118.90


**10 3/8" Combo Wire Basket with Hook**

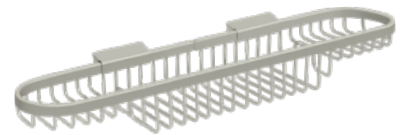
Part Number	Finish	List Each
WBR1051HU10B	US10B	118.90
WBR1051HU14	US14	118.90
WBR1051HU15	US15	118.90
WBR1051HU26	US26	118.90
WBR1051HCR003	CR003	118.90


**17 3/8" Combo Wire Basket with Hook**


Part Number	Finish	List Each
WBR1850HU14	US14	212.50
WBR1850HU15	US15	212.50
WBR1850HU26	US26	212.50
WBR1850HCR003	CR003	212.50


**18" Combo Wire Basket**


Part Number	Finish	List Each
WBR1835U14	US14	212.50
WBR1835U15	US15	212.50
WBR1835U26	US26	212.50
WBR1835CR003	CR003	212.50


**18" Wire Basket**

Part Number	Finish	List Each
WBR1851U15	US15	211.25
WBR1851U26	US26	211.25
WBR1851CR003	CR003	211.25


**28" Wire Basket**

Part Number	Finish	List Each
WBR2847U15	US15	235.30
WBR2847U26	US26	235.30

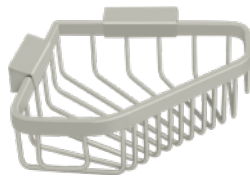


**CORNER WIRE BASKETS / SOLID BRASS**
**Pentagon 6 3/4" x 5 1/4"**

Part Number	Finish	List Each
WBP542U26	US26	79.70


**Pentagon 8 1/4" x 6 7/8"**

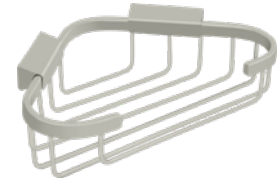
Part Number	Finish	List Each
WBC6353U15	US15	98.65
WBC6353U26	US26	98.65
WBC6353CR003	CR003	98.65


**Triangular 6" x 5"**


Part Number	Finish	List Each
WBC6050U15	US15	88.55
WBC6050U26	US26	88.55
WBC6050UCR003	CR003	88.55


**Triangular 8 3/4" x 6 7/8" x 2"**


Part Number	Finish	List Each
WBC8570U10B	US10B	98.65
WBC8570U14	US14	98.65
WBC8570U15	US15	98.65
WBC8570U26	US26	98.65
WBC8570CR003	CR003	98.65


**Triangular 13 1/4" x 10 1/4" x 3 1/2"**

Part Number	Finish	List Each
WBC1310U10B	US10B	145.50
WBC1310U14	US14	145.50
WBC1310U15	US15	145.50
WBC1310U26	US26	145.50
WBC1310CR003	CR003	145.50


**WIRE BASKETS HOOK / SOLID BRASS - FOR USE WITH DELTANA WIRE BASKETS**
**Wire Basket Hook / 1 1/4" x 1 3/4"**

Part Number	Finish	List Each
WBHOOK-10B	US10B	30.35
WBHOOK-15	US15	30.35
WBHOOK-26	US26	30.35
WBHOOK-CR003	CR003	34.15




Projection: 1-13/16"



## Miscellaneous: Strikes Screws & Accessories

	Pages
Extended Strike Plates.....	12 - 2
Strike Plates for Ball and Roller Catches.....	12 - 2
Strikes for Surface Bolts.....	12 - 2
Strikes for Catches.....	12 - 3
Strikes for Commercial Locks.....	12 - 3
Adjustable Dust-Proof Strikes.....	12 - 3
Cabin Hook Eyes.....	12 - 3
Flush Bolt Strikes.....	12 - 4
Dust Cup, Deadbolt & Latch Strikes.....	12 - 4
Extra Extension Rods for Extension Flush Bolts.....	12 - 4
Button Tip Finial.....	12 - 4
Corner Chisel for Square Hinge Installation.....	12 - 4
Steel Screws.....	12 - 5
Solid Brass Screws.....	12 - 6
Replacements Rubber Bumper Bands.....	12 - 8
Replacement Bell Button Mechanism.....	12 - 8
Screen and Storm Door Latch Accessories.....	12 - 8
Surface Bolt Accessories.....	12 - 9
Pins for Steel Residential Hinges.....	12 - 9
Barrel Pins for Solid Brass Hinges.....	12 - 9
Screw Covers.....	12 - 9
Replacement Door Knobs, Solid Brass.....	12 - 9
The Deltana Gambit.....	12 - 9



► Custom finish plating available.

## EXTENDED LIP STRIKE PLATES / SOLID BRASS

## EXTENDED T-STRIKE PLATES / SOLID BRASS

## 2 1/4" x 2"

Part Number	Finish	List Each	BOX QTY
SPE200U3	US3	8.85	50 PC
SPE200U10B	US10B	8.85	
SPE200U14	US14	8.85	
SPE200U15	US15	8.85	
SPE200U19	US19	8.85	
SPE200U26	US26	8.85	
SPE200U26D	US26D	8.85	

LIP EXTENDS 1 1/2"



## 2-3/4" x 2"

Part Number	Finish	List Each	BOX QTY
TSPE200U3	US3	8.85	40 PC
TSPE200U10B	US10B	8.85	
TSPE200U15	US15	8.85	

LIP EXTENDS 1 1/2"



## 2 1/4" x 2 1/4"

Part Number	Finish	List Each	BOX QTY
SPE225U3	US3	10.10	40 PC
SPE225U10B	US10B	10.10	
SPE225U14	US14	10.10	
SPE225U15	US15	10.10	
SPE225U19	US19	10.10	
SPE225U26	US26	10.10	
SPE225U26D	US26D	10.10	


LIP EXTENDS 1 3/4"



## 2-3/4" x 2-1/4"

Part Number	Finish	List Each	BOX QTY
TSPE225U3	US3	9.65	30 PC
TSPE225U10B	US10B	9.65	
TSPE225U14	US14	9.65	
TSPE225U15	US15	9.65	
TSPE225U26	US26	9.65	
TSPE225U26D	US26D	9.65	

LIP EXTENDS 1 3/4"



## 2 1/4" x 2 1/2"

Part Number	Finish	List Each	BOX QTY
SPE250U3	US3	11.40	40 PC
SPE250U10B	US10B	11.40	
SPE250U14	US14	11.40	
SPE250U15	US15	11.40	
SPE250U19	US19	11.40	
SPE250U26	US26	11.40	
SPE250U26D	US26D	11.40	

LIP EXTENDS 2"



## 2-3/4" x 2-1/2"

Part Number	Finish	List Each	BOX QTY
TSPE250U3	US3	10.85	30 PC
TSPE250U10B	US10B	10.85	
TSPE250U15	US15	10.85	

LIP EXTENDS 2"



## STRIKE PLATES FOR USE WITH BALL CATCHES AND ROLLER CATCHES / SOLID BRASS

## 2 1/8" x 1 3/8"

Part Number	Finish	List Each
SPB349U3	US3	4.05
SPB349U5	US5	4.45
SPB349U10B	US10B	4.45
SPB349U14	US14	4.45
SPB349U15	US15	4.45
SPB349U15A	US15A	4.45
SPB349U19	US19	4.45
SPB349U26	US26	4.45
SPB349U26D	US26D	4.45
SPB349CR003	CR003	4.95



## Full Lip 2 1/4" x 1 5/8"

Part Number	Finish	List Each	LIP EXTENDS
FLSP335U3	US3	6.35	1/2"
FLSP335U5	US5	6.85	
FLSP335U10B	US10B	6.85	
FLSP335U14	US14	6.85	
FLSP335U15	US15	6.85	
FLSP335U15A	US15A	6.85	
FLSP335U19	US19	6.85	
FLSP335U26	US26	6.85	
FLSP335U26D	US26D	6.85	
FLSP335CR003	CR003	7.60	



## STRIKE FOR SURFACE BOLTS / SOLID BRASS

## 1 7/8" x 1 1/8" Angle Strike

Part Number	Finish	List Each
178ASTU3	US3	8.85
178ASTU5	US5	8.85
178ASTU10B	US10B	8.85
178ASTU15	US15	8.85
178ASTU15A	US15A	8.85
178ASTU19	US19	8.85
178ASTU26	US26	8.85
178ASTU26D	US26D	8.85
178AST003	CR003	8.85




## 1 7/8" x 1 1/16" Mortise Strike

Part Number	Finish	List Each
178MSTU3	US3	8.85
178MSTU5	US5	8.85
178MSTU10B	US10B	8.85
178MSTU15	US15	8.85
178MSTU15A	US15A	8.85
178MSTU19	US19	8.85
178MSTU26	US26	8.85
178MSTU26D	US26D	8.85
178MSTCR003	CR003	8.85



## 1 7/8" x 1 1/2" Universal Strike

Part Number	Finish	List Each
178USTU3	US3	8.85
178USTU5	US5	8.85
178USTU10B	US10B	8.85
178USTU15	US15	8.85
178USTU15A	US15A	8.85
178USTU19	US19	8.85
178USTU26	US26	8.85
178USTU26D	US26D	8.85
178USTCR003	CR003	8.85



## STRIKES FOR CATCHES / SOLID BRASS

## 2 3/4" x 1 3/4"

Part Number	Finish	List Each
TSRCA275U3	US3	9.05
TSRCA275U5	US5	9.65
TSRCA275U10B	US10B	9.65
TSRCA275U15	US15	9.65
TSRCA275U15A	US15A	9.65
TSRCA275U26	US26	9.65
TSRCA275U26D	US26D	9.65
TSRCA275CR003	CR003	10.85



## 4 7/8" x 1 7/8"

Part Number	Finish	List Each
TSRCA4875U3	US3	13.30
TSRCA4875U5	US5	14.50
TSRCA4875U10B	US10B	14.50
TSRCA4875U15	US15	14.50
TSRCA4875U15A	US15A	14.50
TSRCA4875U26	US26	14.50
TSRCA4875U26D	US26D	14.50
TSRCA4875CR003	CR003	15.70



## 2 1/8" x 1 5/8" / Heavy Duty / Full Lip

Part Number	Finish	List Each
SPRCA430U3	US3	12.65
SPRCA430U5	US5	13.90
SPRCA430U10B	US10B	13.90
SPRCA430U15	US15	13.90
SPRCA430U15A	US15A	13.90
SPRCA430U19	US19	13.90
SPRCA430U26	US26	13.90
SPRCA430U26D	US26D	13.90
SPRCA430CR003	CR003	15.20



## STRIKES FOR COMMERCIAL LOCKS / SOLID BRASS

## 2 3/4" x 1 3/4"

Part Number	Finish	List Each
SPTS275U3	US3	8.85
SPTS275U26D	US26D	8.85



## ANSI Strike 4 7/8" x 1 1/4"

Part Number	Finish	List Each
SPDB478U3	US3	17.70
SPDB478U5	US5	17.70
SPDB478U10B	US10B	17.70
SPDB478U15	US15	17.70
SPDB478U15A	US15A	17.70
SPDB478U26	US26	17.70
SPDB478U26D	US26D	17.70
SPDB478CR003	CR003	17.70



## ANSI Blank Strike 4 7/8" x 1 1/4"

Part Number	Finish	List Each
SPBDB478U3	US3	17.70
SPBDB478U5	US5	17.70
SPBDB478U10B	US10B	17.70
SPBDB478U15	US15	17.70
SPBDB478U15A	US15A	17.70
SPBDB478U26	US26	17.70
SPBDB478U26D	US26D	17.70
SPBDB478CR003	CR003	17.70



## DUST-PROOF STRIKES / SOLID BRASS

## 2 7/8" x 1 3/8" Plate / Adjustable Height

Part Number	Finish	List Each
SPDP278U3	US3	29.10
SPDP278U5	US5	31.65
SPDP278U10B	US10B	31.65
SPDP278U15	US15	31.65
SPDP278U15A	US15A	31.65
SPDP278U26	US26	31.65
SPDP278U26D	US26D	31.65
SPDP278CR003	CR003	32.90

 BOX QTY  
10 PC  
  
CASE QTY  
100 PC


## 3 1/2" x 1 5/8" Plate / With Safety Lock

Part Number	Finish	List Each
SPDP35SU3	US3	36.65
SPDP35SU5	US5	39.35
SPDP35SU10B	US10B	39.35
SPDP35SU15	US15	39.35
SPDP35SU15A	US15A	39.35
SPDP35SU26	US26	39.35
SPDP35SU26D	US26D	39.35
SPDP35SU003	CR003	39.20

 BOX QTY  
5 PC  
  
CASE QTY  
50 PC


## ACCESSORY EYES FOR CABIN HOOKS / SOLID BRASS

## Cabin Hook Eye for British Style

Part Number	Finish	List Each
CHEBU3	US3	5.75
CHEBU5	US5	6.90
CHEBU10B	US10B	6.90
CHEBU15	US15	6.90
CHEBU15A	US15A	6.90
CHEBU19	US19	6.90
CHEBU26	US26	6.90
CHEBU26D	US26D	6.90
CHEBCR003	CR003	8.05



## Cabin Hook Eye for Contemporary

Part Number	Finish	List Each
CHE4U3	US3	5.45
CHE4U5	US5	6.05
CHE4U10B	US10B	6.05
CHE4U15	US15	6.05
CHE4U15A	US15A	6.05
CHE4U19	US19	6.05
CHE4U26	US26	6.05
CHE4U26D	US26D	6.05
CHE4CR003	CR003	7.25



## STRIKES FOR FLUSH BOLTS / SOLID BRASS

## STRIKES PLATES / SOLID BRASS

**1 3/4" x 1"**  
 For 6" Flush Bolt 6FBS / 6FBR

Part Number	Finish	List Each
SP6FBU3	US3	4.60
SP6FBU5	US5	4.60
SP6FBU10B	US10B	4.60
SP6FBU15	US15	4.60
SP6FBU15A	US15A	4.60
SP6FBU19	US19	4.60
SP6FBU26	US26	4.60
SP6FBU26D	US26D	4.60
SP6FBCR003	CR003	5.15


**1 1/2" x 5/8"**  
 For 7FBR Flush Bolt

Part Number	Finish	List Each
SP7FBR3	US3	4.60
SP7FBR5	US5	4.60
SP7FBR10B	US10B	4.60
SP7FBR15	US15	4.60
SP7FBR15A	US15A	4.60
SP7FBR19	US19	4.60
SP7FBR26	US26	4.60
SP7FBR26D	US26D	4.60
SP7FBR003	CR003	5.15


**2 1/4" x 1"**  
 For 12EFB Extension Flush Bolt


Part Number	Finish	List Each
SP12EFB3	US3	5.05
SP12EFB3-UNL	US3-UNL	5.05
SP12EFB5	US5	5.05
SP12EFB10B	US10B	5.05
SP12EFB14	US14	5.05
SP12EFB15	US15	5.05
SP12EFB15A	US15A	5.05
SP12EFB19	US19	5.05
SP12EFB26	US26	5.05
SP12EFB26D	US26D	5.05
SP12EFBCR003	CR003	5.70


**2" x 1" Guide**  
 For 12EFB Extension Flush Bolt

Part Number	Finish	List Each
GP12EFB3	US3	5.75
GP12EFB3-UNL	US3-UNL	5.75
GP12EFB5	US5	5.75
GP12EFB10B	US10B	5.75
GP12EFB14	US14	5.75
GP12EFB15	US15	5.75
GP12EFB15A	US15A	5.75
GP12EFB26	US26	5.75
GP12EFB26D	US26D	5.75


**Dust Cup / Adjustable 2 3/4" x 1 1/4"**

Part Number	Finish	List Each	BOX QTY
SP2751U3	US3	7.25	25 PC
SP2751U5	US5	7.25	CASE QTY 250 PC
SP2751U26	US26	7.25	
SP2751U26D	US26D	7.25	



**2 3/4" x 1 1/4" / For Deadbolt**

Part Number	Finish	List Each	BPX QTY
SP2753U3	US3	4.85	100 PC
SP2753U5	US5	4.85	CASE QTY 500 PC
SP2753U26	US26	4.85	
SP2753U26D	US26D	4.85	


**2 1/4" x 1 1/2" / For Latch**

Part Number	Finish	List Each	BOX QTY
SP225U3	US3	5.05	50 PC
SP225CR003	CR003	5.05	CASE QTY 500 PC
SS SP225U32	US32	5.05	


SS Stainless Steel



## EXTRA EXTENSION RODS / STEEL

**Extra Extension Rods**

Part Number	Length	List Each
18EXTROD	18"	5.75
24EXTROD	24"	6.90
39EXTROD	39"	8.85

 Rod threading is 1-3/8" for 18" and 24".  
 39" is fully threaded.


## BUTTON TIP FINIAL / SOLID BRASS

## CORNER CHISEL

**Hinges from 3 1/2" x 3 1/2" ~ 5" x 5"**

Part Number	Finish	List Each
DSBU3	US3	3.45
DSBU3-UNL	US3-UNL	3.45
DSBU5	US5	3.45
DSBU10B	US10B	3.45
DSBU14	US14	3.45
DSBU15	US15	3.45
DSBU15A	US15A	3.45
DSBU19	US19	3.45
DSBU26	US26	3.45
DSBU26D	US26D	3.45
DSBUCR003	CR003	3.45

 HEIGHT  
 1/8" 1/2"

**3" x 3" Hinges**

Part Number	Finish	List Each
DSBU3-3	US3	3.45
DSBU3-3UNL	US3-UNL	3.45
DSBU3-4	US4	3.45
DSBU3-5	US5	3.45
DSBU3-10B	US10B	3.45
DSBU3-14	US14	3.45
DSBU3-15	US15	3.45
DSBU3-15A	US15A	3.45
DSBU3-19	US19	3.45
DSBU3-26	US26	3.45
DSBU3-26D	US26D	3.45


**Corner Chisels for Square Hinge**

Part Number	Cut Depth	List Each
CC78	7/8"	28.75



CC78



**STEEL SCREWS**
**#9 x 3/4" Wood Screw**

Part Number	Finish	List Each
SCWS975U1B	US1B	0.15
SCWS975U2D	US2D	0.15
SCWS975U3	US3	0.15
SCWS975U4	US4	0.15
SCWS975U5	US5	0.15
SCWS975U10B	US10B	0.15
SCWS975U15	US15	0.15
SCWS975U15A	US15A	0.15
SCWS975U26	US26	0.15
SCWS975U26D	US26D	0.15
SCWS975USP-W	White	0.15
<b>SS</b> SCWSS975U32D	US32D	0.30


**#9 x 1" Wood Screw**

Part Number	Finish	List Each
SCWS910U1B	US1B	0.20
SCWS910U2D	US2D	0.20
SCWS910U3	US3	0.20
SCWS910U4	US4	0.20
SCWS910U5	US5	0.20
SCWS910U10B	US10B	0.20
SCWS910U14	US14	0.20
SCWS910U15	US15	0.20
SCWS910U15A	US15A	0.20
SCWS910U26	US26	0.20
SCWS910U26D	US26D	0.20
SCWS910USPW	White	0.20


**#9 x 2 1/2" Wood Screw**


Part Number	Finish	List Each
SCWS925U4	US4	0.35
SCWS925U5	US5	0.35
SCWS925U10B	US10B	0.35
SCWS925U15	US15	0.35
SCWS925U15A	US15A	0.35
SCWS925U26D	US26D	0.35


**#10 x 2 1/2" Wood Screw**

Part Number	Finish	List Each
SCWS1025U1B	US1B	0.35
SCWS1025U3	US3	0.35
SCWS1025U5	US5	0.35
SCWS1025U10B	US10B	0.35
SCWS1025U15	US15	0.35
SCWS1025U15A	US15A	0.35
SCWS1025U26	US26	0.35
SCWS1025U26D	US26D	0.35


**#12 x 3/4" Wood Screw**

Part Number	Finish	List Each
SCWS1275U1B	US1B	0.25
SCWS1275U3	US3	0.25
SCWS1275U4	US4	0.25
SCWS1275U5	US5	0.25
SCWS1275U10B	US10B	0.25
SCWS1275U15	US15	0.25
SCWS1275U15A	US15A	0.25
SCWS1275U26	US26	0.25
SCWS1275U26D	US26D	0.25
SCWS1275USPW	White	0.25


**SS** Stainless Steel

**#10 x 3/4" Wood Screw**


Part Number	Finish	List Each
SCWS1075U4	US4	0.20
SCWS1075U3	US3	0.20
SCWS1075U5	US5	0.20
SCWS1075U10B	US10B	0.20
SCWS1075U15	US15	0.20
SCWS1075U15A	US15A	0.20
SCWS1075U26	US26	0.20
SCWS1075U26D	US26D	0.20
SCWS1075USP	White	0.20
SCWS1075USP-W	White	0.20
<b>SS</b> SCWSS1075U32D	US32D	0.40


**#10 x 1" Wood Screw**

Part Number	Finish	List Each
SCWS1010U1B	US1B	0.20
SCWS1010U2D	US2D	0.20
SCWS1010U3	US3	0.20
SCWS1010U4	US4	0.20
SCWS1010U5	US5	0.20
SCWS1010U10B	US10B	0.20
SCWS1010U14	US14	0.20
SCWS1010U15	US15	0.20
SCWS1010U15A	US15A	0.20
SCWS1010U26	US26	0.20
SCWS1010U26D	US26D	0.20
SCWS1010USP	White	0.20
<b>SS</b> SCWSS1010U32D	US32D	0.50


**#10 x 2" Wood Screw**

Part Number	Finish	List Each
SCWST1020U15	US15	0.30


**#10 x 2 1/2" Wood Screw / Full Thread**

Part Number	Finish	List Each
SCWS1025U2D	US2D	0.35
SCWS1025USPW	White	0.35


**#12 x 1 1/4" Wood Screw**

Part Number	Finish	List Each
SCWS12125U1B	US1B	0.30
SCWS12125U3	US3	0.30
SCWS12125U5	US5	0.30
SCWS12125U10B	US10B	0.30
SCWS12125U15	US15	0.30
SCWS12125U15A	US15A	0.30
SCWS12125U26	US26	0.30
SCWS12125U26D	US26D	0.30
<b>SS</b> SCWSS12125U32D	US32D	0.95


**SS** Stainless Steel

**STEEL SCREWS**
**#12 x 1" Wood Screw**

Part Number	Finish	List Each
SCWS1210U3	US3	0.25
SCWS1210U5	US5	0.25
SCWS1210U10B	US10B	0.25
SCWS1210U15	US15	0.25
SCWS1210U15A	US15A	0.25
SCWS1210U26	US26	0.25
SCWS1210U26D	US26D	0.25
SCWS1210USP	White	0.25
SS SCWSS1210U10B	US10B	0.85


**#9 x 1/2" Machine Screw**


Part Number	Finish	List Each
SCMS905U3	US3	0.15
SCMS905U4	US4	0.15
SCMS905U5	US5	0.15
SCMS905U10B	US10B	0.15
SCMS905U15	US15	0.15
SCMS905U26	US26	0.15
SCMS905U26D	US26D	0.15
SCMS905USPW	White	0.15
SS SCMSS905U32D	US32D	0.20


**#10 x 1/2" Machine Screw**

Part Number	Finish	List Each
SCMS1005U2D	US2D	0.20
SCMS1005U3	US3	0.20
SCMS1005U5	US5	0.20
SCMS1005U10B	US10B	0.20
SCMS1005U15	US15	0.20
SCMS1005U15A	US15A	0.20
SCMS1005U26	US26	0.20
SCMS1005U26D	US26D	0.20
SCMS1005USPW	White	0.20
SS SCMSS1005U32D	US32D	0.40


**#12 x 1/2" Machine Screw**

Part Number	Finish	List Each
SCMS1205U2D	US2D	0.20
SCMS1205U3	US3	0.20
SCMS1205U5	US5	0.20
SCMS1205U10B	US10B	0.20
SCMS1205U15	US15	0.20
SCMS1205U15A	US15A	0.20
SCMS1205U26	US26	0.20
SCMS1205U26D	US26D	0.20
SCMS1205USP	White	0.20
SS SCMSS1205U32D	US32D	0.25



SS Stainless Steel

SS Stainless Steel

SS Stainless Steel

SS Stainless Steel

**SOLID BRASS SCREWS**
**#7"x 3/4" Wood Screw**

Part Number	Finish	List Each
SCWB775U3	US3	0.50
SCWB775U5	US5	0.50
SCWB775U10B	US10B	0.50
SCWB775U14	US14	0.50
SCWB775U15	US15	0.50
SCWB775U15A	US15A	0.50
SCWB775U19	US19	0.50
SCWB775U26	US26	0.50
SCWB775U26D	US26D	0.50
SCWB775CR003	CR003	0.50


**#10"x 2 1/2" Wood Screw**

Part Number	Finish	List Each
SCWB1025U3	US3	1.30
SCWB1025U5	US5	1.30
SCWB1025U10B	US10B	1.30
SCWB1025U15	US15	1.30
SCWB1025U15A	US15A	1.30
SCWB1025U19	US19	1.30
SCWB1025U26	US26	1.30
SCWB1025U26D	US26D	1.30
SCWB1025CR003	CR003	1.30


**#10"x 1" Wood Screw**

Part Number	Finish	List Each
SCWB1010U3	US3	0.65
SCWB1010U3-UNL	US3-UNL	0.65
SCWB1010U5	US5	0.65
SCWB1010U10B	US10B	0.65
SCWB1010U14	US14	0.65
SCWB1010U15	US15	0.65
SCWB1010U15A	US15A	0.65
SCWB1010U19	US19	0.65
SCWB1010U26	US26	0.65
SCWB1010U26D	US26D	0.65
SCWB1010CR003	CR003	0.65


**#12"x 2 1/2" Wood Screw**

Part Number	Finish	List Each
SCWB1225U3	US3	1.35
SCWB1225U5	US5	1.35
SCWB1225U10B	US10B	1.35
SCWB1225U14	US15	1.35
SCWB1225U15	US15	1.35
SCWB1225U15A	US15A	1.35
SCWB1225U19	US19	1.35
SCWB1225U26	US26	1.35
SCWB1225U26D	US26D	1.35
SCWB1225CR003	CR003	1.35




**SOLID BRASS SCREWS**
**#12"x 1 1/4" Wood Screw**

Part Number	Finish	List Each
SCWB12125U3	US3	0.85
SCWB12125U3-UNL	US3-UNL	0.85
SCWB12125U4	US4	0.85
SCWB12125U5	US5	0.85
SCWB12125U10B	US10B	0.85
SCWB12125U14	US14	0.85
SCWB12125U15	US15	0.85
SCWB12125U15A	US15A	0.85
SCWB12125U19	US19	0.85
SCWB12125U26	US26	0.85
SCWB12125U26D	US26D	0.85
SCWB12125CR003	CR003	0.85


**#14 x 1 1/4" Wood Screw**

Part Number	Finish	List Each
SCWB14125U3	US3	1.50
SCWB14125U3-UNL	US3-UNL	1.50
SCWB14125U5	US5	1.50
SCWB14125U10B	US10B	1.50
SCWB14125U14	US14	1.50
SCWB14125U15	US15	1.50
SCWB14125U15A	US15A	1.50
SCWB14125U19	US19	1.50
SCWB14125U26	US26	1.50
SCWB14125U26D	US26D	1.50
SCWB14125CR003	CR003	1.50


**#12"x 3/4" Wood Screw**

Part Number	Finish	List Each
SCWB1275U5	US5	0.80
SCWB1275U10B	US10B	0.80
SCWB1275U15	US15	0.80
SCWB1275U15A	US15A	0.80
SCWB1275U26	US26	0.80
SCWB1275U26D	US26D	0.80


**#10"x 1 1/4" Wood Screw / Slot Head**

Part Number	Finish	List Each
SCWBSH10125U3	US3	1.00
SCWBSH10125U3UN	US3-UNL	1.00

**#12"x 1 1/4" Wood Screw / Slot Head**


Part Number	Finish	List Each
SCWBSH12125U3	US3	0.85
SCWBSH12125U3UNL	US3-UNL	0.85
SCWBSH12125U5	US5	0.85
SCWBSH12125U10B	US10B	0.85
SCWBSH12125U14	US14	0.85
SCWBSH12125U15	US15	0.85
SCWBSH12125U15A	US15A	0.85
SCWBSH12125U26	US26	0.85
SCWBSH12125U26D	US26D	0.85
SCWBSH12125003	CR003	1.15


**SOLID BRASS MACHINE SCREWS**
**#12"x 1/2" Machine Screw**

Part Number	Finish	List Each
SCMB1205U3-UNL	US3-UNL	0.75
SCMB1205U3	US3	0.75
SCMB1205U5	US5	0.75
SCMB1205U10B	US10B	0.75
SCMB1205U15	US15	0.75
SCMB1205U15A	US15A	0.75
SCMB1205U26	US26	0.75
SCMB1205U26D	US26D	0.75
SCMB1205CR003	CR003	0.75


**#10"x 1/2" Machine Screw**

Part Number	Finish	List Each
SCMB1005U3	US3	0.70
SCMB1005U5	US5	0.70
SCMB1005U10B	US10B	0.70
SCMB1005U15	US15	0.70
SCMB1005U15A	US15A	0.70
SCMB1005U26	US26	0.70
SCMB1005U26D	US26D	0.70
SCMB1005CR003	CR003	0.70



## REPLACEMENT RUBBER BUMPER BANDS &amp; REPLACEMENT BELL BUTTON MECHANISM

## For Universal Square Floor Bumpers

Part Number	Finish	List Each
RUBBERTIP-UFBSG	Gray	4.60
RUBBERTIP-UFBS	Black	4.60




## For Universal Floor Bumpers

Part Number	Finish	List Each
UFB4505RUB	Gray	5.05
UFB4505RUB-BK	Black	5.05



## BBC20 Replacement Bell Button


Part Number	Finish	List Each
BBC20-REPLU3	US3	10.00
BBC20-REPLU5	US5	10.00
BBC20-REPLU10B	US10B	10.00
BBC20-REPLU15	US15	10.00
BBC20-REPLU15A	US15A	10.00
BBC20-REPLU19	US19	10.00
BBC20-REPLU26	US26	10.00
BBC20-REPLU26D	US26D	10.00
BBC20-REPL003	CR003	10.00



## ACCESSORIES FOR SCREEN &amp; STORM DOOR LATCHES / SOLID BRASS


## Accessory Lever Set For SDML334

Part Number	Finish	List Each
SDML334/LLU3	US3	42.30
SDML334/LLU10B	US10B	46.30
SDML334/LLU15	US15	46.30
SDML334/LLU19	US19	46.30
SDML334/LLU26D	US26D	46.30




## Accessory knob Set For SDML334

Part Number	Finish	List Each
SDML334/KKU3	US3	42.30
SDML334/KKU10B	US10B	46.30
SDML334/KKU15	US15	46.30
SDML334/KKU19	US19	46.30
SDML334/KKU26D	US26D	46.30



## Accessory Lever/Knob Set For SDML334

Part Number	Finish	List Each
SDML334U3/REPL	US3	40.50
SDML334U5/REPL	US5	44.30
SDML334U10B/REPL	US10B	44.30
SDML334U15/REPL	US15	44.30
SDML334U15A/REPL	US15A	44.30
SDML334U19/REPL	US19	44.30
SDML334U26/REPL	US26	44.30
SDML334U26D/REPL	US26D	44.30
SDML334CR003/REPL	CR003	48.05



## Accessory Lever For SDL980 / SDLS480

Part Number	Finish	List Each
SDLLEVERU3	US3	16.45
SDLLEVERU3-UNL	US3-UNL	16.45
SDLLEVERU10B	US10B	17.70
SDLLEVERU15	US15	17.70
SDLLEVERU19	US19	17.70



## Accessory Knob For SDL980 / SDLS480

Part Number	Finish	List Each
SDLKNOBU3	US3	16.45
SDLKNOBU3-UNL	US3-UNL	16.45
SDLKNOBU10B	US10B	17.70
SDLKNOBU15	US15	17.70
SDLKNOBU19	US19	17.70



## Accessory Lever For SDL688

Part Number	Finish	List Each
SDL688U3/LEVER	US3	16.45
SDL688U5/LEVER	US5	19.00
SDL688U10B/LEVER	US10B	19.00
SDL688U15/LEVER	US15	19.00
SDL688U15A/LEVER	US15A	19.00
SDL688U19/LEVER	US19	19.00
SDL688U26/LEVER	US26	19.00
SDL688U26D/LEVER	US26D	19.00
SDL688CR003/LEVER	CR003	25.30



## Accessory Knob For SDL688

Part Number	Finish	List Each
SDL688U3/KNOB	US3	29.10
SDL688U5/KNOB	US5	31.65
SDL688U10B/KNOB	US10B	31.65
SDL688U15/KNOB	US15	31.65
SDL688U15A/KNOB	US15A	31.65
SDL688U19/KNOB	US19	31.65
SDL688U26/KNOB	US26	31.65
SDL688U26D/KNOB	US26D	31.65
SDL688CR003/KNOB	CR003	37.95





## SURFACE BOLT ACCESSORIES

## Square Knob / Solid Brass

Part Number	Finish	List Each
KBSU3	US3	11.40
KBSU5	US5	12.65
KBSU10B	US10B	12.65
KBSU14	US14	12.65
KBSU15	US15	12.65
KBSU15A	US15A	12.65
KBSU19	US19	12.65
KBSU26	US26	12.65
KBSU26D	US26D	12.65
KBSCR003	CR003	14.55



Square Knob Width: 1 1/8"

## Offset Heavy Duty Strike / Solid Brass

Part Number	Finish	List Each
FPGHDBU5	US5	12.10
FPGHDBU10B	US10B	12.10
FPGHDBU14	US14	12.10
FPGHDBU15	US15	12.10
FPGHDBU15A	US15A	12.10
FPGHDBU26	US26	12.10
FPGHDBCR003	CR003	13.30



## PINS FOR STEEL RESIDENTIAL HINGES

## Pin for 3 1/2" x 3 1/2"

Part Number	Finish	List Each
PIN-ST35U1B	US1B	2.55
PIN-ST35U3	US3	2.55
PIN-ST35U4	US4	2.55
PIN-ST35U5	US5	2.55
PIN-ST35U10B	US10B	2.55
PIN-ST35U15	US15	2.55
PIN-ST35U15A	US15A	2.55
PIN-ST35U26	US26	2.55
PIN-ST35U26D	US26D	2.55




## Pin for 4" x 4"

Part Number	Finish	List Each
PIN-ST4U1B	US1B	3.15
PIN-ST4U3	US3	3.15
PIN-ST4U4	US4	3.15
PIN-ST4U5	US5	3.15
PIN-ST4U10B	US10B	3.15
PIN-ST4U15	US15	3.15
PIN-ST4U15A	US15A	3.15
PIN-ST4U26	US26	3.15
PIN-ST4U26D	US26D	3.15



## Stainless Steel Pins for Solid Brass Hinges

Part No	Application	List Each
HPR30	For DSB3 - 3" hinges	2.75
HPR35	For DSB35 - 3 1/2" hinges	2.75
HPR40	For DSB4 - 4" hinges	2.75
HPR45	For DSB45 - 4 1/2" hinges	3.40
HPR50	For DSB5 - 5" hinges	3.40
HPR60	For DSB6 - 6" hinges	3.55



## SCREW COVERS / SOLID BRASS

## 1" Diameter Round / Dimple

Part Number	Finish	List Each	BOX QTY 50 PC
SCD100U3	US3	5.05	
SCD100U5	US5	5.70	
SCD100U10B	US10B	5.70	
SCD100U15	US15	5.70	
SCD100U15A	US15A	5.70	
SCD100U19	US19	5.70	
SCD100U26	US26	5.70	
SCD100U26D	US26D	5.70	
SCD100CR003	CR003	6.95	

CASE QTY 500 PC



## 1" Diameter Round / Flat

Part Number	Finish	List Each	BOX QTY 50 PC
SCF100U3	US3	5.05	
SCF100U5	US5	5.70	
SCF100U10B	US10B	5.70	
SCF100U15	US15	5.70	
SCF100U15A	US15A	5.70	
SCF100U19	US19	5.70	
SCF100U26	US26	5.70	
SCF100U26D	US26D	5.70	
SCF100CR003	CR003	6.95	

CASE QTY 500 PC



## THE DELTANA GAMBIT / SOLID BRASS

## HOW TO PLAY

- 1) Everyone antes up one chip.
- 2) Each person takes a turn to spin the Gambit.
- 3) If it lands on "T1, T2 or T3" that means TAKE 1, 2 or 3 out of the pot.
- 4) If it lands on "P1, P2 or P3" that means PUT that amount into the pot.
- 5) If it lands on "AP" everybody put one chip into the pot, in high stakes games match the entire pot!
- 6) Each Round is played until a player lands "TA" or TAKE ALL to finish the round.
- 7) The game is won when all but the last player are out of chips.



List Price: \$12.65

## Door Closers & Accessories

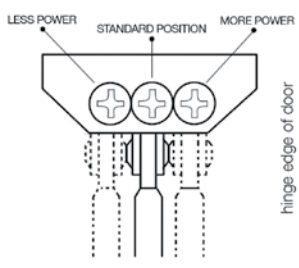
	Pages
DC50.....	13 - 2
DC70.....	13 - 3
DC10.....	13 - 4
DC90.....	13 - 5
DC40.....	13 - 6
Door Closer Accessories.....	13 - 7



## DC50

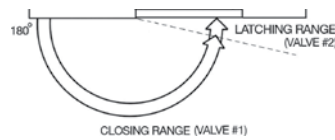
Part Number	Finish	List Each	SIZE #2	CASE QTY 10 PCS
DC50-ALUM	Aluminum	87.30		
DC50-DURO	Duro	87.30		
DC50-GOLD	Gold	87.30		
DC50-WHITE	White	87.30		
			MAX DOOR WEIGHT 75 LBS	CASE WEIGHT 40 LBS

## Latching Power Adjustment



The position of the arm of the DC50 can be changed, which affects the amount of leverage it applies, without having to remove its shoe.

## Rotation and Adjustable Ranges

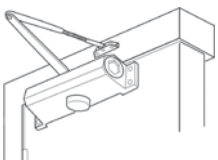


- Spring power size #2
- Adjustable closing speed (Valve #1)
- Adjustable latching speed (Valve #2)
- Universal handing
- High lubricity fluid
- Parallel bracket included
- Small body profile
- Ideal for Interior Doors
- Die-Cast Aluminum body, Stamped Steel arm

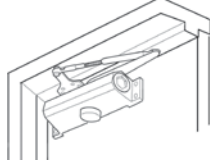


## APPLICATIONS

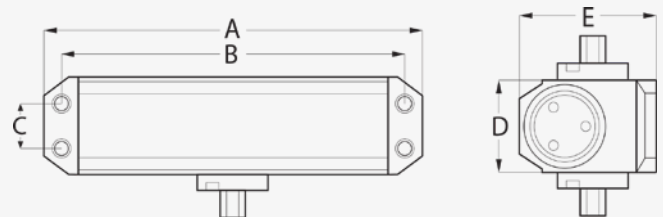
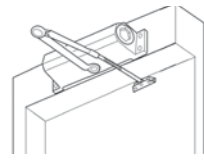
## STANDARD



## PARALLEL ARM



## TOP JAMB



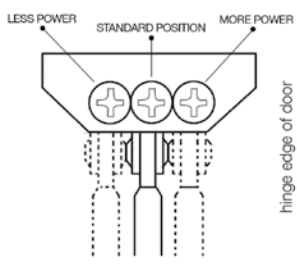
## Specifications

A. Length of Closer Body	7 3/16"
B. Horizontal Mounting Holes	6 1/2"
C. Vertical Mounting Holes	3/4"
D. Height of Door Closer Body	1 5/8"
E. Projection from Door	2 3/8"

## DC70

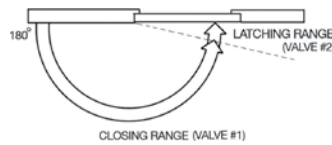
Part Number	Finish	List Each	SIZE	CASE QTY
DC70-AL	Aluminum	121.45	#3	10 PCS
DC70-DURO	Duro	121.45	MAX DOOR WEIGHT 140 LBS	CASE WEIGHT 60 LBS
DC70-GOLD	Gold	121.45		
DC70-WHITE	White	121.45		

## Latching Power Adjustment

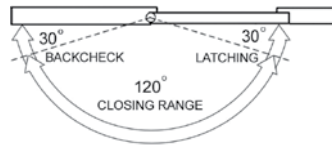


The position of the arm of the DC70 can be changed which affects the amount of leverage it applies, without having to remove its shoe.


## Rotation and Adjustable Ranges



## Backcheck



Slows a Door during the cycle, by providing cushioned resistance to a forceful opening. Designed to protect people and objects behind the door and to prevent damage to the closer, hardware and wall.

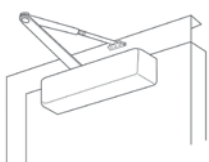


- UL and CUL Listed
- Spring power size #3
- Adjustable closing speed (Valve #1)
- Adjustable latching speed (Valve #2)
- Adjustable backcheck function (BC Valve)
- Universal handing
- High lubricity fluid
- Parallel bracket, cover and sex-bolts included
- Die-Cast Aluminum body, Stamped Steel arm

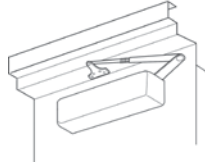


## APPLICATIONS

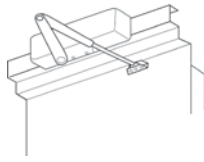
## STANDARD



## PARALLEL ARM



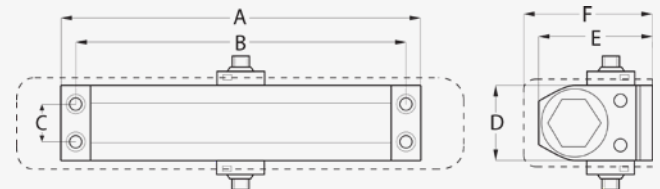
## TOP JAMB



## Comparison Chart

CAL ROYAL	NORTON	YALE	DORMA	TAYMOR	PARKER
700	1600	50	7000	600	500

This table represents a comparison of the most similar competitor models to the Deltana brand. Comparative models are not identical to Deltana brand closers and are not meant to be represented as such.



## Specifications

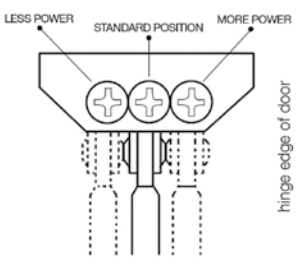
A. Length of Closer Body	8 7/8"
B. Horizontal Mounting Holes	8 3/16"
C. Vertical Mounting Holes	3/4"
D. Height of Door Closer Body	1 7/8"
E. Projection from Door	2 5/8"
F. Projection from Door with Cover	3"



DC10

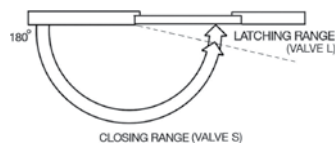
Part Number	Finish	List Each	SIZE ADJUSTS #1 ~ 4	CASE QTY 10 PCS
DC10-AL	Aluminum	161.90		
DC10-DURO	Duro	161.90		
DC10-GOLD	Gold	161.90		
DC10-WHITE	White	161.90		
			MAX DOOR WEIGHT 180 LBS	CASE WEIGHT 60 LBS

**Latching Power Adjustment**

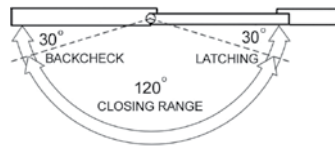


The position of the arm of the DC10 can be changed, which affects the amount of leverage it applies, without having to remove its shoe.


**Rotation and Adjustable Ranges**



**Backcheck**



Slows a Door during the cycle, by providing cushioned resistance to a forceful opening. Designed to protect people and objects behind the door and to prevent damage to the closer, hardware and wall.

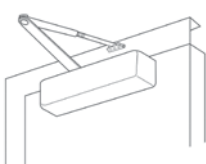


- UL and CUL listed, UL 10C fire rated
- Factory tested to exceed ANSI A 156.4 Grade 1
- Compliant with ANSI A 117.1
- Spring power size 1 to 4
- Adjustable latching speed (Valve L)
- Adjustable sweeping speed (Valve S)
- Adjustable backcheck functions (BC Valve)
- Meets handicap requirements, barrier free operation
- Universal handing
- High lubricity fluid
- Parallel bracket, cover and sex-bolts included
- Die-cast Aluminum body. Forged Steel arm.

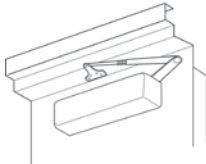


**APPLICATIONS**

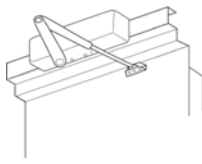
STANDARD



PARALLEL ARM



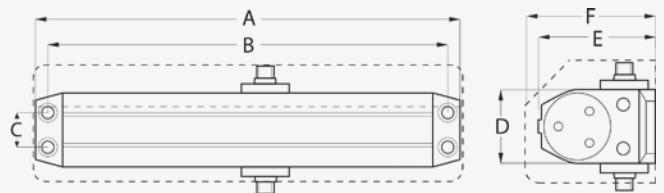
TOP JAMB



**Comparison Chart**

LCN	STANLEY	ARROW	HAGER	NORTON
1260	D3550	DC214	5300	1601

This table represents a comparison of the most similar competitor models to the Deltana brand. Comparative models are not identical to Deltana brand closers and are not meant to be represented as such.



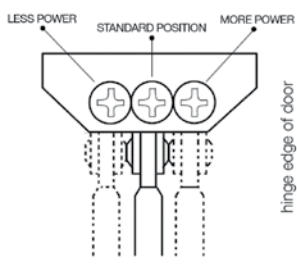
**Specifications**

A. Length of Closer Body	9 10/16"
B. Horizontal Mounting Holes	9"
C. Vertical Mounting Holes	3/4"
D. Height of Door Closer Body	1 3/4"
E. Projection from Door	2 3/4"
F. Height of Door Closer with Cover	3"

## DC90

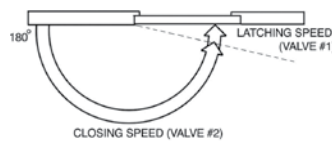
Part Number	Finish	List Each	SIZE ADJUSTS #1 ~ 6	CASE QTY 6 PCS
DC90-AL	Aluminum	175.85		
DC90-DURO	Duro	175.85		
DC90-GOLD	Gold	175.85		
DC90-WHITE	White	175.85	MAX DOOR WEIGHT 330 LBS	CASE WEIGHT 70 LBS

## Latching Power Adjustment

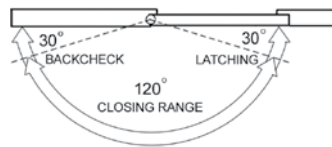


The position of the arm of the DC90 can be changed, which affects the amount of leverage it applies, without having to remove its shoe.

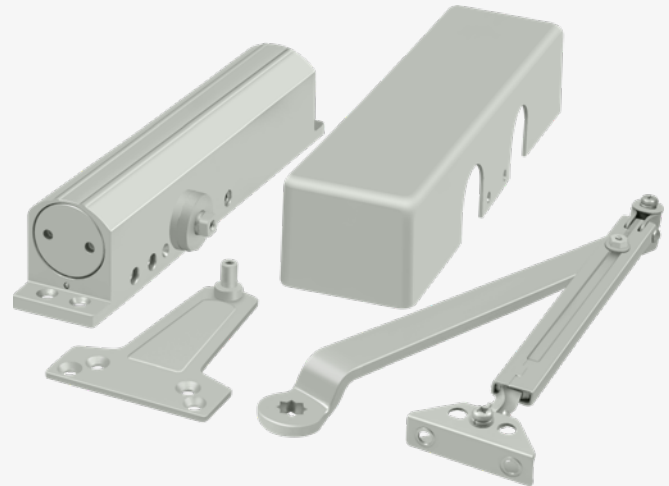
## Rotation and Adjustable Ranges



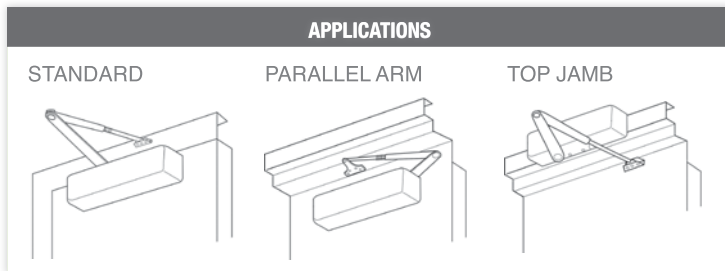
## Backcheck



Slows a Door during the cycle, by providing cushioned resistance to a forceful opening. Designed to protect people and objects behind the door and to prevent damage to the closer, hardware and wall.

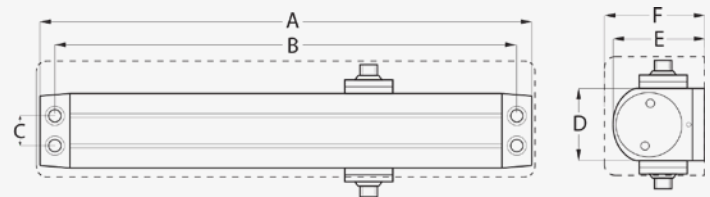


- UL and CUL Listed
- Factory tested to exceed ANSI A 156.4 Grade 1
- Compliant with ANSI A 117.1
- Spring power size 1 to 6
- Adjustable latching speed (Valve #1)
- Adjustable closing speed (Valve #2)
- Adjustable backcheck functions (BC Valve)
- Meets handicap requirements, barrier free operation
- Universal handing
- High lubricity fluid
- Parallel bracket, cover & sex bolts included
- Die-Cast Aluminum body, Stamped Steel arm



Comparison Chart						
CAL ROYAL	CORBIN	DORMA	LCN	NORTON	SARGENT	YALE
900 Full Cover	DC3200	8600	1460	8501	1230	3501

This table represents a comparison of the most similar competitor models to the Deltana brand. Comparative models are not identical to Deltana brand closers and are not meant to be represented as such.

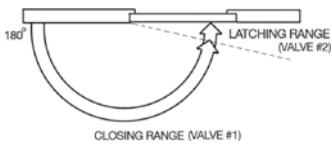


Specifications	
A. Length of Closer Body	11 7/8"
B. Horizontal Mounting Holes	11 1/8"
C. Vertical Mounting Holes	3/4"
D. Height of Door Closer Body	2"
E. Projection from Door	2 3/8"
F. Projection from Door with Cover	2 1/2"

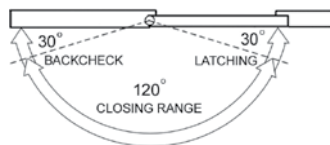
## DC40

Part Number	Finish	List Each	SIZE ADJUSTS #1 ~ 6	CASE QTY 4 PCS
DC40-AL	Aluminum	250.45		
DC40-DURO	Duro	250.45		
DC40-GOLD	Gold	250.45		
DC40-WHITE	White	250.45		
			MAX DOOR WEIGHT 330 LBS	CASE WEIGHT 60 LBS

## Rotation and Adjustable Ranges



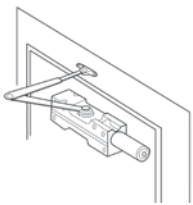
## Backcheck



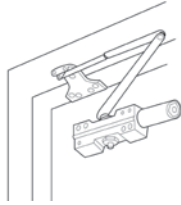
Slows a Door during the cycle, by providing cushioned resistance to a forceful opening. Designed to protect people and objects behind the door and to prevent damage to the closer, hardware and wall.

## APPLICATIONS

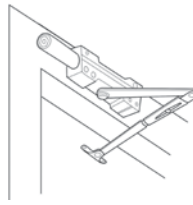
## STANDARD



## PARALLEL ARM




## TOP JAMB



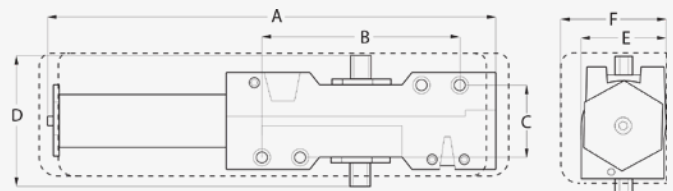
## Comparison Chart

LCN	CAL ROYAL	YALE	NORTON	DORMA	SARGENT
4041	CR441	4400	7700	8900	350

This table represents a comparison of the most similar competitor models to the Deltana brand. Comparative models are not identical to Deltana brand closers and are not meant to be represented as such.



- UL and CUL listed, UL 10C fire rated
- ANSI A 156.4 Grade 1 certified.
- Compliant with ANSI A 117.1
- Spring power size 1 to 6
- Adjustable closing speed
- Adjustable latching speed
- Adjustable backcheck functions
- Meets handicap requirements, barrier free operation
- Universal handing
- High lubricity fluid
- Parallel bracket, cover and sex-bolts included
- Cast Iron body, Forged Steel arm.



## Specifications


A. Length of Closer Body	11 7/8"
B. Horizontal Mounting Holes	5"
C. Vertical Mounting Holes	9/16"
D. Height of Door Closer Body	2"
E. Projection from Door	2 5/16"
F. Height of Door Closer with Cover	2 1/2"

**DOOR CLOSER ACCESSORIES**
**Cushion Arm for DC40**

Part Number	Finish	List Each
DCCA4041-AL	Aluminum	120.20
DCCA4041-DURO	Duro	120.20
DCCA4041-GOLD	Gold	120.20


**Hold Open Arm for DC40**

Part Number	Finish	List Each
DCHA4041-AL	Aluminum	105.00
DCHA4041-DURO	Duro	105.00
DCHA4041-GOLD	Gold	105.00


**Hold Open Arm for DC10**

Part Number	Finish	List Each
DCHA1050-AL	Aluminum	96.15
DCHA1050-DURO	Duro	96.15


**Drop Plate for Standard Arm Installation**

Part Number	Finish	List Each
DP4041S-AL	Aluminum	53.15
DP4041S-DURO	Duro	53.15
DP4041S-GOLD	Gold	53.15
DP4041S-WHITE	White	53.15


**Drop Plate for Parallel Arm Installation**

Part Number	Finish	List Each
DP4041P-AL	Aluminum	53.15
DP4041P-DURO	Duro	53.15
DP4041P-GOLD	Gold	53.15
DP4041P-WHITE	White	53.15


**Sex Bolts / 4 PCS Set**

Part Number	Finish	List Set
DCSB175-AL	Aluminum	10.10
DCSB175-DURO	Duro	10.10
DCSB175-GOLD	Gold	10.10
DCSB175-WHITE	White	10.10

Screw: #12 x 24mm





## Commercial Door Hardware

	Pages
Grade 1 Clarendon Lever.....	14 - 3
Grade 1 Deadbolts.....	14 - 3
Grade 1 Clarendon Lever IC Core.....	14 - 3
Grade 2 Clarendon Lever.....	14 - 4
Grade 2 Deadbolts.....	14 - 4
Grade 2 Curved Lever.....	14 - 5
Grade 2 Round Knobs.....	14 - 5
Grade 2 Interconnected.....	14 - 6
Grade 2 Clarendon Lever IC Core.....	14 - 6
Grade 2 Light Duty Locks.....	14 - 7
Exit Devices.....	14 - 8
Exit Device Trim Kits.....	14 - 8
Latches, UL Listed.....	14 - 9
Strikes & Miscellaneous Items.....	14 - 9

- Key alike and master key available.
- 2 3/8" backset latches available upon request.



## COMMERCIAL GRADE DOOR HARDWARE SPECIFICATIONS

**Strikes**

UL Listed ANSI 1 1/4"x 4 7/8" strike standard.  
 T-Strikes: 1 1/4"x 2 3/4" sold separately.  
 Deadbolts come with a no lip square 1 1/8"x 2 3/4" strike plate.

**Cylinder**

Solid Brass 6-pin, Schlage C compatible keyway. Pinned 6 with two 6-pin keys standard.

**Trim**

Grade 1 - fixed through bolts  
 Grade 2 - removable through bolts

**Latch UL Approved**

2 3/4" backset latch included with 1/2" throw. Drive-in latch models also sold for Grade 2. Housing is steel-zinc dichromated finish for rust resistance. 1" diameter bore is required.

\*Option of 2 3/8" backset latch is available upon request.

**Latch Face Plate**

Solid Brass / Stainless Steel 2 1/4"x 1 1/8" standard. 2 1/4"x 1" latches sold separately.

**Keying**

Keying available for our complete line of commercial door hardware.

**Housing**

Cold rolled steel and zinc dichromated finish for rust resistance.  
 Door prep is a 2 1/8" bore, with 5/16" holes for through bolts.

**Interchangeable Core (IC)**

Locks are prepped for a small format IC core, compatible with Schlage, Best, Falcon and Arrow cores. Locks are supplied without cylinder core.

**Clutch Function**

When locked, the lever turns freely without retracting the latch to avoid damage to the mechanism. All Deltana commercial door hardware has this added function.

Universal Handing.

Door Thickness Range 1 3/8" ~ 2".

Meets ANSI 156.2 Grade 1 & 2 requirements.

Deltana commercial locks and exit devices are made in Taiwan.

Schematic drawings available Online.

Series Functions and Options				
Outside	Inside	Type	Ansi #	Function Description
		Passage	F75	Always unlocked. Latchbolt operated by lever from either side at all times.
		Bath / Bedroom Privacy	F76	Latchbolt operated by lever from either side. Outside lever can be locked by a locking Push-button located inside, can be unlocked from outside with the emergency release or from inside by turning lever or closing door.
		Entrance	F82	- Turn / Push-button locking: pushing and turning button locks outside lever requiring use of key until button is manually unlocked. - Push-button locking (Auto egress function): pushing button locks outside lever until unlocked by key or inside lever is turned. Deadlocking latchbolt operated by inside lever at all times.
		Classroom	F84	Latchbolt operated by lever from either side. Inside lever is always unlocked. Outside lever can be locked by key from the outside. Outside lever can be unlocked by key from outside or turning inside lever.
		Storeroom	F86	Latchbolt operated by key in outside lever or rotating inside lever. Outside lever is always locked and inside lever is always unlocked.
		Dummy	N/A	Dummy levers and knobs are fixed, they do not have a function other than to aesthetically complete a project or to operate as a simple pull would. They do not turn, operate a latch or have any locking function.



Clarendon



Curved



Round Knob



Curved - Light Duty



Straight - Light Duty

## GRADE 1 / CLARENDON LEVER


## Entry

Part Number	Finish	List Each
CL500FLC-3	US3	205.45
CL500FLC-10B	US10B	205.45
CL500FLC-26D	US26D	188.45

 CASE  
QTY  
6 PC



## Passage

Part Number	Finish	List Each
CL501FLC-3	US3	187.00
CL501FLC-10B	US10B	187.00
CL501FLC-26D	US26D	170.00

 CASE  
QTY  
6 PC


## Privacy

Part Number	Finish	List Each
CL502FLC-3	US3	194.10
CL502FLC-10B	US10B	194.10
CL502FLC-26D	US26D	175.70

 CASE  
QTY  
6 PC



## Storeroom

Part Number	Finish	List Each
CL504FLC-3	US3	205.45
CL504FLC-10B	US10B	205.45
CL504FLC-26D	US26D	188.45

 CASE  
QTY  
6 PC


## Classroom

Part Number	Finish	List Each
CL509FLC-3	US3	209.70
CL509FLC-10B	US10B	209.70
CL509FLC-26D	US26D	195.50

 CASE  
QTY  
6 PC


## SPECIFICATIONS


- Non-handed clutch system lever
- Door Thickness: 1 3/8" ~ 2"
- Backset: 2 3/4" latch UL listed included
- Strike: ANSI 4 7/8" x 1 1/4" lip-to-center
- Fixed Through-bolts
- Latch: UL listed, 1/2" throw

\*Optional 2 3/8" backset latch replacement available upon request.

## GRADE 1 / DEADBOLTS


## Single Deadbolt

Part Number	Finish	List Each
CL200LM-3	US3	104.85
CL200LM-26D	US26D	104.85

 CASE  
QTY  
12 PC



## Double Deadbolt

Part Number	Finish	List Each
CL210LM-3	US3	134.60
CL210LM-26D	US26D	134.60

 CASE  
QTY  
12 PC


## Single Deadbolt IC Core Non Cyl

Part Number	Finish	List Each
CL200LMIC-26D	US26D	140.25

 CASE  
QTY  
12 PC



## SPECIFICATIONS

- Backset: 2 3/4"
- Latch Bolt: 1 1/8" x 2 1/4"  
1" Throw UL Listed
- Strike: No lip-square corner 1-1/8" x  
2-3/4" with frame reinforcer & dust box
- Cylinder: 6-pin solid brass "C" Keyway

## GRADE 1 / CLARENDON LEVERS / IC

## Entry Interchangeable Core (IC)

Part Number	Finish	List Each
CL500FRCNC-3	US3	194.10
CL500FRCNC-26D	US26D	194.10

 NO  
CYLINDER  
CASE  
QTY  
10 PC


## Classroom Interchangeable Core (IC)

Part Number	Finish	List Each
CL509FRCNC-3	US3	194.10
CL509FRCNC-26D	US26D	194.10

 NO  
CYLINDER  
CASE  
QTY  
6 PC

## Storeroom Interchangeable Core (IC)

Part Number	Finish	List Each
CL504FRCNC-3	US3	194.10
CL504FRCNC-26D	US26D	194.10

 NO  
CYLINDER  
CASE  
QTY  
6 PC

## SPECIFICATIONS

- Locks are prepped for a small format IC core
- Compatible with Schlage, Best, Falcon and Arrow cores
- Locks are supplied without cylinder core




## GRADE 2 / CLARENDON LEVER

## GRADE 2 / DEADBOLTS


## Entry

Part Number	Finish	List Each
CL500EVC-3	US3	157.25
CL500EVC-10B	US10B	157.25
CL500EVC-26D	US26D	145.95

 CASE  
QTY  
6 PC



## Passage

Part Number	Finish	List Each
CL501EVC-3	US3	145.95
CL501EVC-10B	US10B	145.95
CL501EVC-26D	US26D	134.60

 CASE  
QTY  
6 PC



## Privacy

Part Number	Finish	List Each
CL502EVC-3	US3	148.75
CL502EVC-10B	US10B	148.75
CL502EVC-26D	US26D	137.45

 CASE  
QTY  
6 PC


## Storeroom

Part Number	Finish	List Each
CL504EVC-3	US3	157.25
CL504EVC-10B	US10B	157.25
CL504EVC-26D	US26D	145.95

 CASE  
QTY  
6 PC



## Classroom

Part Number	Finish	List Each
CL509EVC-3	US3	170.00
CL509EVC-10B	US10B	170.00
CL509EVC-26D	US26D	162.95

 CASE  
QTY  
6 PC

## Dummy

Part Number	Finish	List Each
CL515EVC-3	US3	83.60
CL515EVC-10B	US10B	83.60
CL515EVC-26D	US26D	75.10

 CASE  
QTY  
10 PC


## SPECIFICATIONS

- Non-handed clutch system lever
- Door Thickness: 1 3/8" ~ 2"
- Backset: 2 3/4" latch included
- Latch: UL listed, 1/2" throw
- Strike: ANSI 4 7/8" x 1 1/4"
- Cylinder: 6-pin solid brass "C" keyway standard
- Removable Through-bolts

\*Optional 2 3/8" backset latch replacement available upon request.


## Single Deadbolt

Part Number	Finish	List Each
CL200LA-3	US3	83.60
CL200LA-10B	US10B	83.60
CL200LA-32D	US32D	73.65

 CASE  
QTY  
20 PC



## Double Deadbolt

Part Number	Finish	List Each
CL210LA-3	US3	102.00
CL210LA-10B	US10B	102.00
CL210LA-32D	US32D	89.25

 CASE  
QTY  
20 PC


## Interchangeable Core (IC)

Part Number	Finish	List Each
CL200LAIC-26D	US26D	106.25

 NO  
CYLINDER | CASE  
QTY  
20 PC


## SPECIFICATIONS

- Backset: 2 3/4" latch included,
- Cylinder: 6-pin solid brass "C" keyway standard
- Latch: 1 1/8"x 2 1/4", UL Listed, 1" throw
- Strike: 1 1/8"x 2 3/4" no lip
- Square corner latch



**GRADE 2 / CURVED LEVER**
**Entry**

Part Number	Finish	List Each
CL600EVC-10B	US10B	162.95
CL600EVC-26D	US26D	155.85

 CASE  
QTY  
6 PC


**Passage**

Part Number	Finish	List Each
CL601EVC-10B	US10B	153.00
CL601EVC-26D	US26D	140.25

 CASE  
QTY  
6 PC

**Privacy**

Part Number	Finish	List Each
CL602EVC-10B	US10B	155.85
CL602EVC-26D	US26D	143.10

 CASE  
QTY  
6 PC

**Storeroom**

Part Number	Finish	List Each
CL604EVC-10B	US10B	162.95
CL604EVC-26D	US26D	155.85

 CASE  
QTY  
6 PC

**Classroom**

Part Number	Finish	List Each
CL609EVC-10B	US10B	162.95
CL609EVC-26D	US26D	155.85

 CASE  
QTY  
6 PC


**SPECIFICATIONS**

- Non-handed clutch system lever
- Door Thickness: 1 3/8" ~ 2"
- Backset: 2 3/4" latch included
- Strike: ANSI 4 7/8" x 1 1/4"
- Latch: UL listed, 1/2" throw
- Cylinder: 6-pin solid brass "C" keyway standard
- Removable through-bolts


\*Optional 2 3/8" backset latch replacement available upon request.

**GRADE 2 / ROUND KNOB**
**Entry**


Part Number	Finish	List Each
CL100EAC-32D	US32D	66.85

 CASE  
QTY  
20 PC

**Passage**


Part Number	Finish	List Each
CL101EAC-32D	US32D	61.60

 CASE  
QTY  
20 PC

**Privacy**


Part Number	Finish	List Each
CL102EAC-32D	US32D	61.60

 CASE  
QTY  
20 PC

**Storeroom**

Part Number	Finish	List Each
CL104EAC-32D	US32D	66.85

 CASE  
QTY  
20 PC

**Classroom**

Part Number	Finish	List Each
CL109EAC-32D	US32D	72.10

 CASE  
QTY  
20 PC

**Dummy**

Part Number	Finish	List Each
CL115EAC-32D	US32D	47.20

 CASE  
QTY  
90 PC

**SPECIFICATIONS**

- Door Thickness: 1 3/8" ~ 1 3/4"
- Backset: 2 3/4" latch included
- Latch: UL listed, 1/2" throw
- Cylinder: 6-pin solid brass "C" keyway standard
- Strike: ANSI 4 7/8" x 1 1/4"

## GRADE 2 / INTERCONNECTED LOCKS

## Entry with Clarendon

Part Number	Finish	List Each
CL300ILC-3	US3	281.95
CL300ILC-26D	US26D	281.95

CASE QTY	10 PC
----------	-------

## SPECIFICATIONS

- Door Thickness: 1 3/8" ~ 1 3/4"
- Backset: 2 3/4" latch included
- Cylinder: 6-pin, solid brass "C" keyway standard
- Deadbolt latch: UL Listed, 1/2" throw
- Latch Bolt: UL Listed, chrome plated 1/2" throw
- Center to Center: 4"
- Non-clutch



## Passage with Clarendon

Part Number	Finish	List Each
CL308ILC-3	US3	264.95
CL308ILC-26D	US26D	264.95

CASE QTY	10 PC
----------	-------

## SPECIFICATIONS

- Door Thickness: 1 3/8" ~ 1 3/4"
- Backset: 2 3/4" latch included
- Cylinder: 6-pin, solid brass "C" keyway standard
- Deadbolt latch: UL Listed, 1/2" throw
- Latch Bolt: UL Listed, chrome plated 1/2" throw
- Center to Center: 4"
- Non-clutch



## GRADE 2 / CLARENDON LEVERS / IC

## Entry / Interchangeable Core

Part Number	Finish	List Each
CL500ECCNC-3	US3	167.20
CL500ECCNC-26D	US26D	167.20

NO CYLINDER	CASE QTY	6 PC
-------------	----------	------

## Classroom / Interchangeable Core

Part Number	Finish	List Each
CL509ECCNC-3	US3	167.20
CL509ECCNC-26D	US26D	167.20

NO CYLINDER	CASE QTY	6 PC
-------------	----------	------


## Storeroom / Interchangeable Core

Part Number	Finish	List Each
CL504ECCNC-3	US3	167.20
CL504ECCNC-26D	US26D	167.20

NO CYLINDER	CASE QTY	6 PC
-------------	----------	------

## SPECIFICATIONS

- Locks are prepped for a small format IC core
- Compatible with Schlage, Best, Falcon and Arrow cores
- Locks are supplied less cylinder core
- Other specifications same as standard core leversets




\*Optional 2 3/8" backset latch replacement available upon request.

## COMMERCIAL LIGHT DUTY GRADE 2 / LOCKS

**Entry**

Part Number	Finish	List Each
CL700EL-10B	US10B	136.00
CL700EL-26D	US26D	126.10

CASE QTY
10 PC


**Entry**


Part Number	Finish	List Each
CL400EL-10B	US10B	136.00
CL400EL-26D	US26D	126.10

CASE QTY
10 PC


**Privacy**


Part Number	Finish	List Each
CL702EL-10B	US10B	123.25
CL702EL-26D	US26D	113.35

CASE QTY
10 PC


**Privacy**


Part Number	Finish	List Each
CL402EL-10B	US10B	123.25
CL402EL-26D	US26D	113.35

CASE QTY
10 PC


**Passage**

Part Number	Finish	List Each
CL701EL-10B	US10B	119.00
CL701EL-26D	US26D	110.50

CASE QTY
10 PC


**Passage**

Part Number	Finish	List Each
CL401EL-10B	US10B	119.00
CL401EL-26D	US26D	110.50

CASE QTY
10 PC


**SPECIFICATIONS**

- Non-handed clutch system lever
- Door Thickness: 1 3/8" ~ 1 3/4"
- Backset: 2 3/4" latch included
- Strike: T-Strike 2 3/4" x 1 3/4"
- Latch: UL listed, 1/2" throw
- Cylinder: 6-pin solid brass "C" keyway standard
- Removable through-bolts

**SPECIFICATIONS**

- Non-handed clutch system lever
- Door Thickness: 1 3/8" ~ 1 3/4"
- Backset: 2 3/4" latch included
- Strike: T-Strike 2 3/4" x 1 3/4"
- UL listed, 1/2" throw
- Cylinder: 6-pin solid brass "C" keyway standard
- Removable through-bolts

\*Optional 2 3/8" backset latch replacement available upon request.

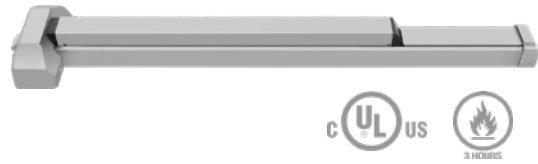
## STANDARD EXIT DEVICES

## UL 3 Hour Fire-Rated / Stainless Steel

Part Number	Finish	Rim	List Each
PDR36UL-AL	US32D	36"	570.00

## SPECIFICATIONS

- UL Listed
- Strike included
- 3 Hour Fire-Rated



## Standard / Cold Roll

Part Number	Finish	Rim	List Each
PDR36-AL	Aluminum	36"	290.00
PDR36-DURO	Duro (Brown)	36"	290.00

## SPECIFICATIONS

- UL Listed
- Strike included
- Allen-key dogging
- Bar can be cutdown to 30"



Part Number	Finish	Rim	List Each
PDR48-AL	Aluminum	48"	340.00


## VERTICAL EXIT DEVICES

## Vertical Rod / UL 3 Hour Fire-Rated / Stainless Steel

Part Number	Finish	Rim	List Each
PDVR36UL-AL	US32D	36"	840.00

## SPECIFICATIONS

- UL Listed
- Strike included
- 3 Hour Fire-Rated



## Vertical Rod / Standard / Cold Roll

Part Number	Finish	Rim	List Each
PDVR36-AL	Aluminum	36"	510.00
PDVR36-DURO	Duro (Brown)	36"	510.00

## SPECIFICATIONS

- UL Listed
- Strike included
- Allen-key dogging
- Maximum door height 7'



Part Number	Finish	Rim	List Each
PDVR48-AL	Aluminum	48"	550.00

## EXIT DEVICES ACCESSORIES

## Lever Trim for Exit Device / Clarendon

Part Number	Finish	Function	List Each
LTED80LS-10B	US10B	Entry	132.80
LTED80LS-26D	US26D	Entry	132.80
LTED80LP-26D	US26D	Passage	126.50
LTED80LST-26D	US26D	Storeroom	132.80



LTED80LS-10B

## Double Door Strike for Exit Devices

Part Number	List Each
DDS-36	27.85



## Lever Trim for Exit Device / Curved

Part Number	Finish	Function	List Each
LTED60LST-26D	US26D	Storeroom	140.40



LTED60LST-26D



## LATCHES / UL LISTED

Part Number	Description	List Each
G1RLE238U3	G1 Reg. Latch, Entry 2 3/8" US3	22.75
G1RLE238U26D	G1 Reg. Latch, Entry 2 3/8" US26D	22.75
G1RLE275U3	G1 Reg. Latch, Entry 2 3/4" US3	22.75
G1RLE275U26D	G1 Reg. Latch, Entry 2 3/4" US26D	22.75

Part Number	Description	List Each
G1RLP238U3	G1 Reg. Latch, Passage 2 3/8" US3	22.75
G1RLP238U26D	G1 Reg. Latch, Passage 2 3/8" US26D	22.75
G1RLP275U3	G1 Reg. Latch, Passage 2 3/4" US3	22.75
G1RLP275U26D	G1 Reg. Latch, Passage 2 3/4" US26D	22.75



G1RLE275U26D

Part Number	Description	List Each
G2DLDBU3	G2 Drive-in-Latch, Adj-Deadbolt 2 3/8" ~ 2 3/4" US3	22.75
G2DLDBU26D	G2 Drive-in-Latch, Adj-Deadbolt 2 3/8" ~ 2 3/4" US26D	22.75

G2DLE238U32D	G2 Drive-in-Latch, Entry 2 3/8" US32D	22.75
G2DLE275U32D	G2 Drive-in-Latch, Entry 2 3/4" US32D	22.75
G2DLP238U32D	G2 Drive-in-Latch, Privacy/Passage 2 3/8" US32D	22.75
G2DLP275U32D	G2 Drive-in-Latch, Privacy/Passage 2 3/4" US32D	22.75



G2DLDBU26D



G2DLE275U32D

Part Number	Description	List Each
G2RLE238U3	G2 Reg. Latch, Entry 2 3/8" US3	22.75
G2RLE238U10B	G2 Reg. Latch, Entry 2 3/8" US10B	22.75
G2RLE238U26D	G2 Reg. Latch, Entry 2 3/8" US26D	22.75
G2RLPR238U3	G2 Reg. Latch, Privacy 2 3/8" US3	22.75
G2RLPR238U10B	G2 Reg. Latch, Privacy 2 3/8" US10B	22.75
G2RLPR238U26D	G2 Reg. Latch, Privacy 2 3/8" US26D	22.75

Part Number	Description	List Each
G2RLP238U3	G2 Reg. Latch, Passage 2 3/8" US3	22.75
G2RLP238U10B	G2 Reg. Latch, Passage 2 3/8" US10B	22.75
G2RLP238U26D	G2 Reg. Latch, Passage 2 3/8" US26D	22.75



G2RLE275U26D

Part Number	Description	List Each
G2RLE275U3	G2 Reg. Latch, Entry 2 3/4" US3	22.75
G2RLE275U26D	G2 Reg. Latch, Entry 2 3/4" US26D	22.75
G2RLE375U26D	G2 Reg. Latch, Entry 3 3/4" US26D	22.75
G2RLP275U3	G2 Reg. Latch, Privacy/Passage 2 3/4" US3	22.75
G2RLP275U26D	G2 Reg. Latch, Privacy/Passage 2 3/4" US26D	22.75
G2RLP375U26D	G2 Reg. Latch, Privacy/Passage 3 3/4" US26D	22.75



G2RLP275U26D



G2RLP375U26D

Part Number	Description	List Each
G2RL1E275U26D	G2 Reg. 1" Face Plate, Entry 2 3/4" US26D	22.75
G2RL1P275U26D	G2 Reg. 1" Face Plate, Privacy/Passage 2 3/4" US26D	22.75

G2RLDBU3	G2 Reg. Latch Deadbolt 2 3/8" US3	22.75
G2RLDBU26D	G2 Reg. Latch Deadbolt 2 3/8" US26D	22.75
G2RLDBU10B	G2 Reg. Latch Deadbolt 2 3/8" US10B	22.75
G2RLDB75U3	G2 Reg. Latch Deadbolt 2 3/4" US3	22.75
G2RLDB75U26D	G2 Reg. Latch Deadbolt 2 3/4" US26D	22.75



G2RL1E275U26D



G2RLDBU26D

## STRIKES &amp; MISCELLANEOUS ITEMS

## Spacer / Tail Piece / Blank Key

Part Number	Description	List Each
BTP500	Spacer / Tail Piece	1.70
TPRC100	Tail Piece / Retaining Piece	2.55
SKB600	Blank Key (6 pin C keyway)	6.35



SKB600



BTP500



TPRC100

## 4-7/8" ANSI Strike Plates

Part Number	Description	List Each
SPAN478U3	Strike Plate / US3	15.20
SPAN478U10B	Strike Plate / US10B	15.20
SPAN478U26D	Strike Plate / US26D	15.20



SPAN478U10B

## 2-3/4" Strike Plates

Part Number	Description	List Each
SPTS275U3	Strike Plate / US3	8.85
SPTS275U26D	Strike Plate / US26D	8.85



SPTS275U26D

## Residential Door Hardware

	Pages
Handlesets, Port Royal Series, Solid Brass .....	15 - 3
Levers, Lacovia, Solid Brass .....	15 - 4
Levers, Chapelton, Solid Brass .....	15 - 4
Deadbolts, Solid Brass .....	15 - 5
Deadbolts, Zinc .....	15 - 5
Levers, Mandeville, Zinc .....	15 - 6
Levers, Livingston, Zinc .....	15 - 6
Levers, Portmore, Zinc .....	15 - 6



 Key alike available.

**RESIDENTIAL DOOR HARDWARE SPECIFICATIONS**
**Grades**

Handlesets, knobs, levers and Deadbolts are Residential Grade.

Elite Collection deadbolts are grade 2 & grade 3.

**Installation**

Deltana residential door hardware is designed for interior applications except for handlesets and deadbolts. Missapplication voids warranty.

**Limited Warranty**

3-Year mechanical, 1-year finish limited warranty for residential grade door hardware.

**Finish**

Deltana Lock products are plated in an array of finishes that are highly resistant to tarnishing.

**Backset**

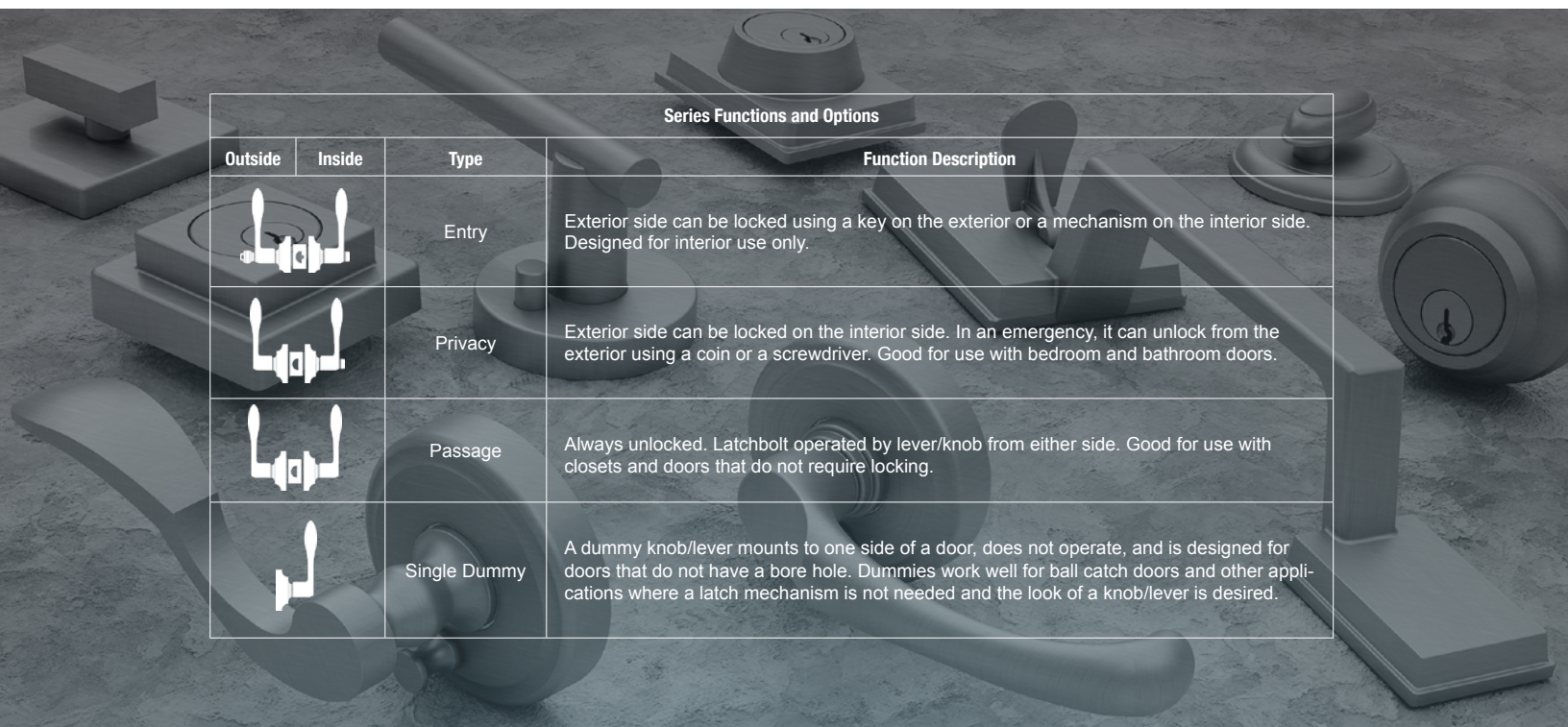
Our latches come with adjustable backsets 2-3/8" ~ 2-3/4" standard 2-1/8" bore hole preparation.

**Latches**

All knobs and levers come packaged with a mortise latch.

**Keying / Mechanical**


All locks utilize a five-pin system. Knobs and levers are built with a square drive mechanism for added durability. Please read each product model's details on individual keyway compatibility.




Lacovia




Chapelton



Portmore



Mandeville



Livingston

## HANDLESETS / PORT ROYAL SERIES / SOLID BRASS

## SCHLAGE C KEYWAY

**Entry Riversdale Handleset  
with Flat Round Knob**

H	Part Number	Finish	List Each
	PRRHRKU3	US3	297.30
	PRRHRKU10B	US10B	297.30
	PRRHRKU15	US15	297.30
	PRRHRKU26	US26	297.30

Residential Grade 2 Deadbolt  
Schlage C Keyway Compatible


**Dummy Riversdale Handleset  
with Flat Round Knob**

HDU	Part Number	Finish	List Each
	PRRHDRKU3	US3	297.30
	PRRHDRKU10B	US10B	297.30
	PRRHDRKU15	US15	297.30
	PRRHDRKU26	US26	297.30


**Entry Riversdale Handleset  
with Chapelton Lever**

H	Part Number	Finish	List Each
	PRRHCHU3	US3	297.30
	PRRHCHU10B	US10B	297.30
	PRRHCHU15	US15	297.30
	PRRHCHU26	US26	297.30

Residential Grade 2 Deadbolt  
Schlage C Keyway Compatible


**Dummy Riversdale Handleset  
with Chapelton Lever**

HDU	Part Number	Finish	List Each
	PRRHDCU3	US3	297.30
	PRRHDCU10B	US10B	297.30
	PRRHDCU15	US15	297.30
	PRRHDCU26	US26	297.30


**Entry Highgate Handleset  
with Zinc Livingston Lever**

H	Part Number	Finish	List Each
	PRHHLU3	US3	331.45
	PRHHLU15	US15	331.45
	PRHHLU19	US19	331.45
	PRHHLU26	US26	331.45

Residential Grade 2 Deadbolt  
Schlage C Keyway Compatible


**Dummy Highgate Handleset  
with Zinc Livingston Lever**

HDU	Part Number	Finish	List Each
	PRHHDLU3	US3	331.45
	PRHHDLU15	US15	331.45
	PRHHDLU19	US19	331.45
	PRHHDLU26	US26	331.45



**H** - Keyed Handleset

**HDU** - Dummy Handleset


Compatible Door Thickness: 1-3/8" ~ 2"



## LEVERS / SOLID BRASS

## Lacovia Lever / Privacy / R-Hand

PR	Part Number	Finish	List Each
<input type="checkbox"/>	PRLLR2U3-RH	US3	127.75
	PRLLR2U10B-RH	US10B	127.75
	PRLLR2U15-RH	US15	127.75
	PRLLR2U26-RH	US26	127.75



## Chapelton Lever / Privacy / R-Hand

PR	Part Number	Finish	List Each
<input type="checkbox"/>	PRCLR2U3-RH	US3	127.75
	PRCLR2U10B-RH	US10B	127.75
	PRCLR2U15-RH	US15	127.75
	PRCLR2U26-RH	US26	127.75



## Lacovia Lever / Privacy / L-Hand

PR	Part Number	Finish	List Each
<input type="checkbox"/>	PRLLR2U3-LH	US3	127.75
	PRLLR2U10B-LH	US10B	127.75
	PRLLR2U15-LH	US15	127.75
	PRLLR2U26-LH	US26	127.75



## Chapelton Lever / Privacy / L-Hand

PR	Part Number	Finish	List Each
<input type="checkbox"/>	PRCLR2U3-LH	US3	127.75
	PRCLR2U10B-LH	US10B	127.75
	PRCLR2U15-LH	US15	127.75
	PRCLR2U26-LH	US26	127.75



## Lacovia Lever / Passage / Universal

PA	Part Number	Finish	List Each
<input type="checkbox"/>	PRLLR3U3	US3	127.75
	PRLLR3U10B	US10B	127.75
	PRLLR3U15	US15	127.75
	PRLLR3U26	US26	127.75




## Chapelton Lever / Passage

PA	Part Number	Finish	List Each
<input type="checkbox"/>	PRCLR3U3	US3	127.75
	PRCLR3U10B	US10B	127.75
	PRCLR3U15	US15	127.75
	PRCLR3U26	US26	127.75



## Lacovia Lever / Dummy / R-Hand

DU	Part Number	Finish	List Each
<input type="checkbox"/>	PRLLR4U3-RH	US3	63.25
	PRLLR4U10B-RH	US10B	63.25
	PRLLR4U15-RH	US15	63.25
	PRLLR4U26-RH	US26	63.25



## Chapelton Lever / Dummy

DU	Part Number	Finish	List Each
<input type="checkbox"/>	PRCLR4U3	US3	63.25
	PRCLR4U10B	US10B	63.25
	PRCLR4U15	US15	63.25
	PRCLR4U26	US26	63.25



## Lacovia Lever / Dummy / L-Hand

DU	Part Number	Finish	List Each
<input type="checkbox"/>	PRLLR4U3-LH	US3	63.25
	PRLLR4U10B-LH	US10B	63.25
	PRLLR4U15-LH	US15	63.25
	PRLLR4U26-LH	US26	63.25



Privacy Lever with thumb-push lock on the inside and emergency release on the outside.

Privacy Lever with thumb-push lock on the inside and emergency release on the outside.

**PR** - Privacy Function

**PA** - Passage Function

**DU** - Dummy Function


## DEADBOLTS

## SCHLAGE C KEYWAY

**Port Royal Deadbolt / Single Cylinder / Solid Brass**

Part Number	Grade	Finish	List Each
PRDRSU3	Grade 2	US3	78.45
PRDRSU10B	Grade 2	US10B	78.45
PRDRSU15	Grade 2	US15	78.45
PRDRSU26	Grade 2	US26	78.45

Schlage C Keyway Compatible


**Modern Square Deadbolt / Single Cylinder / Zinc**

Part Number	Grade	Finish	List Each
ZDSU3	Grade 3	US3	91.10
ZDSU10B	Grade 3	US10B	91.10
ZDSU15	Grade 3	US15	91.10
ZDSU26	Grade 3	US26	91.10

Schlage C Keyway Compatible


**Modern Low Profile Deadbolt / Single Cylinder / Zinc**

Part Number	Grade	Finish	List Each
ZDRU10B	Grade 3	US10B	96.15
ZDRU15	Grade 3	US15	96.15
ZDRU26	Grade 3	US26	96.15

Schlage C Keyway Compatible




A single cylinder deadbolt has a key cylinder on the outside and a thumb-turn on the inside

LEVERS / ZINC


Mandeville Lever / Privacy / R-Hand

PR	Part Number	Finish	List Each
☐	ZMLR2U10B-RH	US10B	78.45
	ZMLR2U15-RH	US15	78.45
	ZMLR2U26-RH	US26	78.45



Mandeville Lever / Privacy / L-Hand

PR	Part Number	Finish	List Each
☐	ZMLR2U10B-LH	US10B	78.45
	ZMLR2U15-LH	US15	78.45
	ZMLR2U26-LH	US26	78.45



Mandeville Lever / Passage

PA	Part Number	Finish	List Each
	ZMLR3U10B	US10B	78.45
	ZMLR3U15	US15	78.45
	ZMLR3U26	US26	78.45




Mandeville Lever / Dummy

DU	Part Number	Finish	List Each
	ZMLR4U10B	US10B	39.20
	ZMLR4U15	US15	39.20
	ZMLR4U26	US26	39.20




Livingston Lever / Privacy / R-Hand

PR	Part Number	Finish	List Each
☐	ZLLS2U3-RH	US3	110.05
	ZLLS2U10B-RH	US10B	110.05
	ZLLS2U15-RH	US15	110.05
	ZLLS2U26-RH	US26	110.05




Livingston Lever / Privacy / L-Hand

PR	Part Number	Finish	List Each
☐	ZLLS2U3-LH	US3	110.05
	ZLLS2U10B-LH	US10B	110.05
	ZLLS2U15-LH	US15	110.05
	ZLLS2U26-LH	US26	110.05




Livingston Lever / Passage

PA	Part Number	Finish	List Each
	ZLLS3U3	US3	110.05
	ZLLS3U10B	US10B	110.05
	ZLLS3U15	US15	110.05
	ZLLS3U26	US26	110.05




Livingston Lever / Dummy

DU	Part Number	Finish	List Each
	ZLLS4U3	US3	56.90
	ZLLS4U10B	US10B	56.90
	ZLLS4U15	US15	56.90
	ZLLS4U26	US26	56.90




Portmore Lever / Privacy / R-Hand

PR	Part Number	Finish	List Each
☐	ZPLR2U10B-RH	US10B	78.45
	ZPLR2U15-RH	US15	78.45
	ZPLR2U26-RH	US26	78.45




Portmore Lever / Privacy / L-Hand

PR	Part Number	Finish	List Each
☐	ZPLR2U10B-LH	US10B	78.45
	ZPLR2U15-LH	US15	78.45
	ZPLR2U26-LH	US26	78.45




Portmore Lever / Passage

PA	Part Number	Finish	List Each
	ZPLR3U10B	US10B	78.45
	ZPLR3U15	US15	78.45
	ZPLR3U26	US26	78.45



Portmore Lever / Dummy

DU	Part Number	Finish	List Each
	ZPLR4U10B	US10B	39.20
	ZPLR4U15	US15	39.20
	ZPLR4U26	US26	39.20



☐ Auto-egress Privacy Function with thumb-push button on the inside and emergency release on the outside. Turning inside lever releases lock button automatically.

☐ Auto-egress Privacy Function with thumb-push button on the inside and emergency release on the outside. Turning inside lever releases lock button automatically.

- PR - Privacy Function
- PA - Passage Function
- DU - Dummy Function